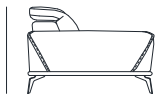
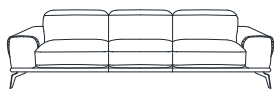




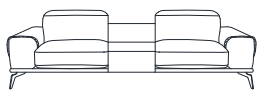
SCHEDA TECNICA		MOD.	ATRIA
83/104		H.SEDUTA	47 CM
		P. SEDUTA	60 CM
		H BRACCIO	57 CM
		L BRACCIO	31 CM
			110

cod. 350
3POSTI MAXI



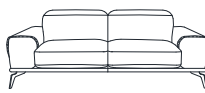
300

cod. 317
3POSTI CON TAVOLINO




270

cod. 300
3POSTI



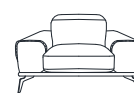
220

cod. 209
2 POSTI MAXI



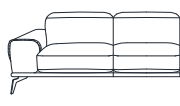
200

cod. 100
POLTRONA



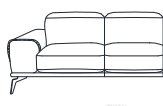
120

cod. 301/303
3 POSTI 1BR.



190

cod. 213/214
2P MAXI 1BR.



170

cod. 126/128
POLTRONA 1BR. ABB. AL 3P



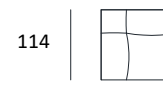
110

cod. 111/113
POLTRONA 1BR. ABB. AL 2P MAXI



100

cod. 550
ANGOLO QUADRO



114

114

cod. 127
POLTRONA S.BR. ABB. AL 3P



80

cod. 115
POLTRONA S.BR. ABB. AL 2P MAXI



70

cod. 068
POUF CON PEDANA



105

47

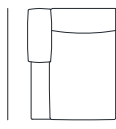
cod. 083
POUF 80x80



80

80

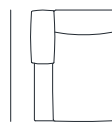
cod. 501/502
C.L. ABB. AL 3P



180

110

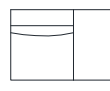
cod. 514/515
C.L. ABB. AL 2P MAXI



180

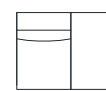
100

cod. 910/911
POLTR. TERMINALE ABB. 3POSTI



145

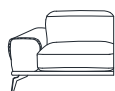
cod. 187/188
POLTR. TERMINALE ABB. 2P MAXI



135

N.B.: POSSIBILITA' DI AVERE LA VERSIONE 3P MAXI IN 3 ELEMENTI SEPARATI

cod. 128
POLTRONA 1BR. SX
ABB. AL 3P



110

cod. 127
POLTRONA S.BR.
ABB. AL 3P



80

cod. 126
POLTRONA 1BR. DX
ABB. AL 3P



110

305

N.B. PER LA VERSIONE 3P CON TAVOLINO LA LAMPADA A LED IL CARICA BATTERIE USB E IL VETRO SONO DI SERIE.

CUSCINO OPZIONALE
IN PIUMA D'OCA 60x60



RIVESTIMENTO

DA CAMPIONARIO RIVESTIMENTI CUBO ROSSO

STRUTTURA

IN LEGNO SUDDIVISA IN PERCENTUALE TRA ABETE MULTISTRATO TRUCIOLARE E MASONITE

IMBOTTITURA

SEDUTA

POLIURETANO ESPANSO

DENSITA' 35 x KG. CON STRATO IN MEMORY

SCHIENALE

POLIURETANO ESPANSO

BRACCI

POLIURETANO ESPANSO

SISTEMA DI SOSPENSIONI

SEDUTA

CINGHIA ELASTICA

SCHIENALE

CINGHIA ELASTICA

PIEDI

IN METALLO H. 17,5 cm.

CARATTERISTICHE

CUSCINO DI SEDUTA REMOVIBILE

POGGIA TESTA CON MOVIMENTO MANUALE A SCATTO

OPTIONAL

NOTE