



NIGHT REVEAL

ARATA	34
CALIPSO	10
CASSIOPEA	22
ELETTRA	04
LINUS	16
SAKURA	28
LISTINO SCHEDE TECNICHE	40

NIGHT REVEAL

ELEMENTO CONTEMPORANEO DAI TRATTI ESSENZIALI  
A CONTEMPORARY ELEMENT WITH ESSENTIAL TRAITS

# ELETTRA

Il nuovo letto Elettra presenta una caratteristica testata dal profilo arcuato che accoglie ed invita al relax. Il design moderno coniuga sapientemente eleganza e raffinatezza, senza risultare banale. I delicati piedi in metallo integrati alla rete strutturale H 6 rivestita, slanciano la struttura donando una sensazione di leggerezza.

The new bed Elettra has a unique headboard arched design that invites you to relax. The modern design is elegant and refined. The delicate metal feet integrated into the covered h 6 base, gives a sensation of lightness.



ELETTRA H6  
letto 160x200 cm  
cat. M art. Vogue col. Seppia  
giroletto H 6 rivestito cat. M art. Vogue col. Seppia  
piede Elettra col. brown-pearl

SELENE CLOSE  
tavolo Ø 45 h. 44 cm titanio + marmo calacatta oro

ARGO  
poltrona 88 cm cat. I art. Bambi col. 600

COORDINATO BIANCHERIA  
sottolenzuolo + 2 federe + sacco copripiumino art. Stonewash col. Mango  
coperta Derby col. Mango  
plaid Ulisse col. 0001



ELETTRA H6  
letto 160x200 cm  
cat.F art. Incanto col.654  
giroletto H6 cat.F art. Incanto col. 654  
piede Elettra H6 colore brown-pearl

COORDINATO BIANCHERIA  
sottolenzuolo + 2 federe + sacco copripiumino art. Lara col. argento 5036 ch



LINEE ROMANTICHE E SENZA TEMPO  
TIMELESS ROMANTIC LINES

# CALIPSO

Grazie all'esclusiva testata curva, Calipso è destinato a diventare un letto di tendenza. Ssobrio, elegante e raffinato, si adatta a qualsiasi ambiente. Le linee nette del giroletto si contrappongono alla testata curva per un letto dal design contemporaneo e minimale.

Thanks to its rounded headboard, Calipso is going to be a protagonist in every area. The straight bed frame lines in contrast with the rounded headboard creates a minimal and contemporary design.



CALIPSO H25  
letto 160x200 cm  
cat. G art. Sogno col.400  
giroletto 0 alzarete master plus  
piede standard optional RAL 9001

CRONO  
comodino 54x36 h 47 cm cat. G art. Sogno col. 400 piano calacatta oro

CAPRAIA  
pouf Ø 45 h 50 cat. F art. Incanto col. 102

CIPRO  
pouf Ø 50 h 42 cat. F art. Incanto col. 102

TETI  
pouf Ø 45 h 30 cat. G art. Sogno col. 400

COORDINATO BIANCHERIA  
sottolenzuolo + 2 federe + sacco copripiumino art. Stonewash col. bianco naturale  
coperta Derby col. Ostrica  
runner letto art. Bambi col. 600  
plaid Ulisse col. 0005



CALIPSO H10  
letto 160x200 cm  
cat.F art. Trendy col.615  
giroletto 0  
piede A black

CIPRO  
pouf Ø 50 h42 cm cat.G art. Sogno col. 904

TETI  
pouf Ø 45 h 30 cat.G art. Sogno vol. 903

COORDINATO BIANCHERIA  
sottolenzuolo + 2 federe + sacco copripiumino art. Stonewash col. Incenso



DINAMISMO, FRESCHEZZA E COMFORT  
DYNAMISM, FRESHNESS AND COMFORT

# LINUS

Un letto dinamico, confortevole e dal design accattivante. Grazie allo speciale telaio metallico integrato nel poggia-reni della testata, è possibile modificarne l'inclinazione estraendo il cuscino, così da rendere più piacevole riposare, leggere o rilassarsi guardando la TV.

A dynamic, comfortable bed with an attractive design. Thanks to a special frame integrated into the headboard, it is possible to modify its inclinations, so you can rest, read and relax watching tv.



LINUS H.25  
letto 160x200 cm  
cat. t/c art. Fantasy 8216  
giroletto 0 alzarete y  
piede standard black

ARGO  
poltrona 88 cm cat. F art. Brera col. 612

SELENE CLOSE  
tavolo marmo carrara titanio

COORDINATO BIANCHERIA  
sottolenzuolo + 2 federe art. Lara col. argento 5036 ch  
sacco copripiumino art. Lara col. Oliva 3040 sc  
coperta Derby col. grigio chiaro 762



## CREATIVITÀ E FASCINO IN ARMONICI CONTRASTI

CREATIVITY AND CHARM  
IN HARMONIC CONTRASTS



LINUS H.25  
letto 160x200 cm  
cat. t/c art. Fantasy col. 8204  
giroletto 0 alzarete y  
piede S titanio

COORDINATO BIANCHERIA  
sottolenzuolo + 2 federe art. Lara tortora 1506 MD  
sacco copripiumino art. Lara Pece 791047 INT  
Plaid Ulisse 0005



PERFETTO EQUILIBRIO TRA SEMPLICITÀ ED ELEGANZA  
PERFECT BALANCE BETWEEN SIMPLICITY AND ELEGANCE

# CASSIOPEA

Linee essenziali ed eleganti adatte ad ogni ambiente. La testata trapuntata rende Cassiopea raffinato ed unico allo stesso tempo.

Essential and elegant lines suitable in any location. The quilted headboard makes Cassiopea refined and unique at the same time.



CASSIOPEA H.5  
letto 160x200 cm  
cat. F art. Brera 611  
giroletto 0  
piede T titanio

SELENE CLOSE  
tavolo marmo calacatta oro titanio

COORDINATO BIANCHERIA  
sottolenzuolo + 2 federe + sacco copripiumino art. Lara col. giallo 375 md  
coperta Derby col. grigio scuro 16





CASSIOPEA H.25  
 letto 160x200 cm  
 cat. F art. Incanto col. 20  
 giroletto 0 alzarete y  
 piede V plexiglass

GRAYS  
 tavolo diam. 50 cm art. Soft 8102 titanio

COORDINATO BIANCHERIA  
 sottolenzuolo + 2 federe art. Lara col. panna 210 CH  
 sacco copripiumino ar. Lara col. ciliegia 5007 int  
 Plaid Derby col. corda 478

EQUILIBRIO E LINEARITÀ CASUAL CHIC  
CASUAL CHIC STRAIGHTNESS AND BALANCE

# SAKURA

Sakura è un letto dal design contemporaneo ed essenziale. Il carattere giovane si traduce in linee pulite e in soffici imbottiture. L'originale manifattura artigiana delle cuciture in rilievo conferisce un tocco elegante alla testata Soft. Sakura è protagonista della notte con carisma ed equilibrio.

Sakura is a bed with contemporary and essential style. Its young character reflects in clean lines and soft paddings. The exquisite handcraft of the sewings gives the Soft headboard an elegant touch. Sakura, with its charisma and balance, is the night protagonist.



**CARATTERE E RAFFINATEZZA  
IN QUALSIASI AMBIENTE**  
CHARACTER AND SOFISTICATION  
FOR ANY LOCATION



SAKURA H25  
letto 160x200 cm  
cat. t/c art. Kenya col. Camel  
giroletto 0 alzarete y  
piede standard black

CLIO poltrona 81 cm cat. t/c art. Kenya col. Camel

SELENE CLOSE tavolo marmo emperador dark lucido titanio

COORDINATO BIANCHERIA  
sottolenzuolo + 2 federe art. Lara col. natural 5037 CH  
sacco copripiumino art. Lara col. tortora 1506 MD  
coperta Derby col. sabbia 765

SAKURA H5  
letto 160X200 cm  
pelle art. Linea col. 667  
giroletto 5 optional  
piede T titanio

CRONO comodino 54x36 h. 47 cm  
pelle art. Linea col. 667 + piano in marmo calacatta oro

COORDINATO BIANCHERIA  
sottolenzuolo + sacco copripiumino  
+ 2 federe in art. Stonowash col. grigio scuro 16  
plaid Bambi col. 500 tortora



ARMONIA FORMALE ED ELEGANZA SENZA TEMPO  
FORMAL HARMONY AND TIMELESS ELEGANCE

# ARATA

Arata è un letto caratterizzato da un design minimal ed elegante. Un rigoroso equilibrio nasce da linee essenziali, dando vita a un letto dal gusto contemporaneo, pensato per adattarsi a qualsiasi ambiente. L'armonia stilistica crea geometrie accoglienti per una raffinata visione della zona notte.

Arata is a bed characterized by a minimal and elegant design. A meticulous balance comes from essential lines, creating a bed with contemporary style that suits any location. Cozy geometries and stylistic harmony give your bedroom a refined touch.



ARATA H25  
letto 160X200 cm  
cat. t/c art. Kenya col. Ash  
giroletto 0 alzarete y  
piede standard black

EOS poltrona 61 cm  
cat. F art. Brera col. 801

SELENE OPEN  
tavolo diam. 45 h. 40 cm marmo cararra + titanio

COORDINATO BIANCHERIA  
sottolenzuolo + sacco copripiumino + 2 federe art.  
Lara col. argento 5036 CH  
coperta Derby col. grigio chiaro 762  
plaid Ulisse col. 009



ARATA H10  
letto 160X200 cm  
cat. G art. Sogno col. 904  
giroletto 0  
piede U titanio

SELENE CLOSE tavolo diam. 45 h. 44 cm marmo calacatta oro lucido + titanio

COORDINATO BIANCHERIA  
sottolenzuolo + sacco copripiumino + 2 federe art. Lara col. plumes 4231 CH





LISTINO PREZZI  
AL PUBBLICO  
IVA ESCLUSA  
01.03.2023

RETAIL'S PRICE LIST  
VAT EXCLUDED  
01.03.2023

## ARATA

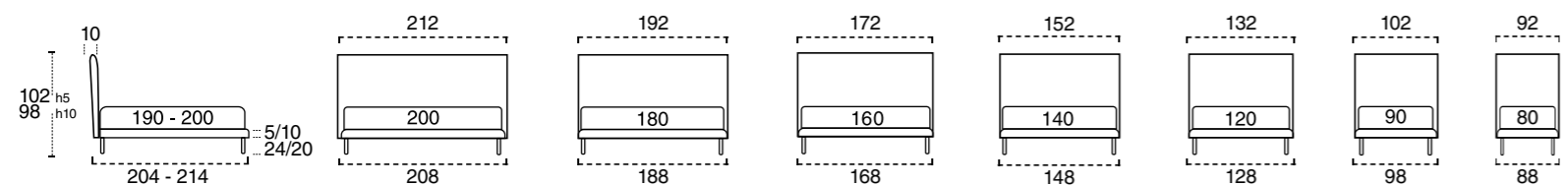


TESSUTO / FABRIC	PELLE / LEATHER	TESTATA / HEADBOARD	GIROLETTO / BED FRAME
<p>COMPLETAMENTE SFODERABILE COMPLETELY REMOVABLE COVERING</p>	<p>SOLO RING SFODERABILE ONLY BED-FRAME REMOVABLE COVERING</p>	<p>STRUTTURA agglomerato di legno e multistrato di legno. IMBOTTITURA poliuretano espanso indeformabile 25kg/m<sup>3</sup> rivestito ovatta acrilica e vellutino. STRUCTURE agglomerated wood and wood multilayer. PADDING stress resistant expanded polyurethane 25kg/m<sup>3</sup> covered with acrylic wadding and velvet.</p>	<p>GIROLETTO VERO LEGNO FRAME IN REAL WOOD</p> <p>STRUTTURA multistrato di legno. IMBOTTITURA poliuretano espanso indeformabile 25kg/m<sup>3</sup> rivestito vellutino acrilico. STRUCTURE wood multilayer. PADDING stress resistant expanded polyurethane 25kg/m<sup>3</sup> covered with acrylic velvet.</p>

## LAVORAZIONI GIROLETTO H. 5 / H. 10 / H. 25 / H. 30 CM / BED FRAME FINISHES H. 5 / H. 10 / H. 25 / H. 30 CM

STANDARD	OPTIONAL					
<p>GIROLETTO STANDARD SE NON DIVERSAMENTE SPECIFICATO. STANDARD BED FRAME IF THERE'S NO SPECIFICATIONS.</p> <p>GIROLETTO 0 BED FRAME 0</p>	<p>GIROLETTO 1 BED FRAME 1</p> <p>cad. € 106</p>	<p>GIROLETTO 1 BICOLOR BED FRAME 1 BICOLOR</p> <p>cad. € 154</p>	<p>GIROLETTO 2 BED FRAME 2</p> <p>cad. € 117</p>	<p>GIROLETTO 2 BICOLOR BED FRAME 2 BICOLOR</p> <p>cad. € 165</p>	<p>GIROLETTO 3 BED FRAME 3</p> <p>cad. € 49</p>	<p>GIROLETTO 4 BED FRAME 4</p> <p>cad. € 49</p>

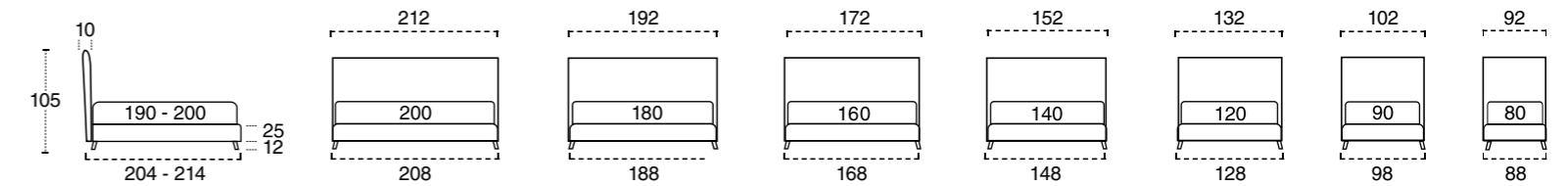
## ARATA H. 5 / H. 10 CM



## PIEDINI PER GIROLETTO H. 5/10 CM / FEET FOR BED FRAME H. 5/10 CM

STANDARD	FINITURA OPTIONAL	OPTIONAL						FINITURA RAL
<p>LEGNO.WOOD BLACK</p>	<p>BIANCO NATURALE</p> <p>cad. € 10</p>	<p>LEGNO.WOOD BLACK BIANCO NATURALE</p> <p>cad. € 17</p>	<p>LEGNO.WOOD BLACK BIANCO NATURALE</p> <p>cad. € 17</p>	<p>METALLO.METAL BLACK CROMO</p> <p>cad. € 32</p>	<p>PLEXIGLASS</p> <p>cad. € 105</p>	<p>METALLO.METAL TITANIO</p> <p>cad. € 49</p>	<p>METALLO.METAL SOLO SU GIROLETTO H10 ONLY FOR H10 BED FRAME</p> <p>cad. € 49</p>	<p>SUPPLEMENTARE PER TUTTI I PIEDI OPTIONAL FOR ALL FEET</p> <p>cad. € 24</p>

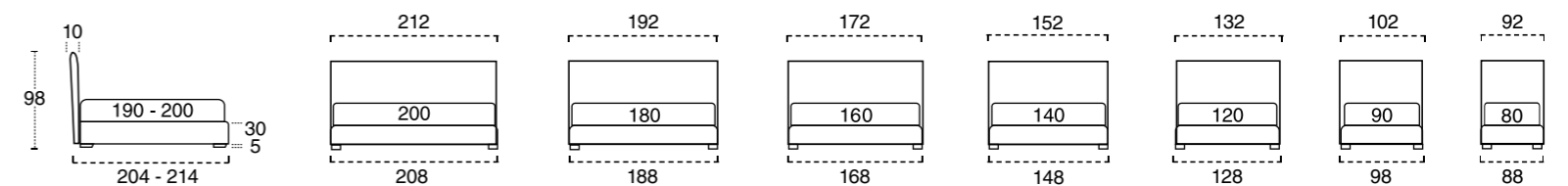
## ARATA H. 25 CM



## PIEDINI PER GIROLETTO H. 25 CM / FEET FOR BED FRAME H. 25 CM

STANDARD	FINITURA OPTIONAL	OPTIONAL								FINITURA RAL
<p>LEGNO.WOOD BLACK</p>	<p>BIANCO NATURALE</p> <p>cad. € 10</p>	<p>LEGNO.WOOD BLACK BIANCO NATURALE</p> <p>cad. € 12</p>	<p>METALLO.METAL BLACK CROMO</p> <p>cad. € 23</p>	<p>METALLO.METAL BLACK INOX SATINATO</p> <p>cad. € 23</p>	<p>METALLO.METAL GRIGIO</p> <p>cad. € 27</p>	<p>LEGNO.WOOD BLACK BIANCO NATURALE</p> <p>cad. € 12</p>	<p>METALLO.METAL TITANIO</p> <p>cad. € 43</p>	<p>METALLO.METAL TITANIO</p> <p>cad. € 43</p>	<p>PLEXIGLASS</p> <p>cad. € 77</p>	<p>SUPPLEMENTARE PER TUTTI I PIEDI OPTIONAL FOR ALL FEET</p> <p>cad. € 24</p>

## ARATA H. 30 CM



## PIEDINI PER GIROLETTO H. 30 CM / FEET FOR BED FRAME H. 30 CM

STANDARD	FINITURA OPTIONAL	OPTIONAL					FINITURA RAL	
<p>LEGNO.WOOD BLACK</p>	<p>BIANCO NATURALE</p> <p>cad. € 10</p>	<p>LEGNO.WOOD BLACK BIANCO NATURALE</p> <p>cad. € 12</p>	<p>METALLO.METAL BLACK CROMO</p> <p>cad. € 22</p>	<p>METALLO.METAL GRIGIO</p> <p>cad. € 27</p>	<p>LEGNO.WOOD BLACK BIANCO NATURALE</p> <p>cad. € 12</p>	<p>LEGNO.WOOD BLACK</p> <p>cad. € 12</p>	<p>LEGNO.WOOD BLACK BIANCO NATURALE</p> <p>cad. € 12</p>	<p>SUPPLEMENTARE PER TUTTI I PIEDI OPTIONAL FOR ALL FEET</p> <p>cad. € 24</p>

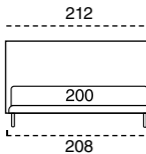

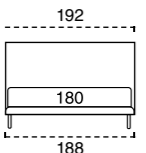

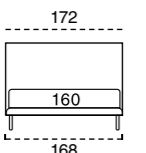

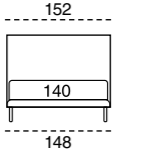

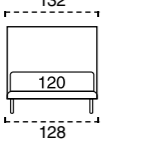

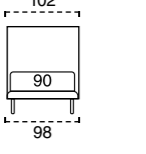

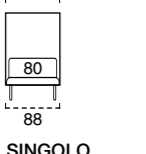

## SISTEMI PER GIROLETTO H. 25 E H. 30 CM / LIFT UP MECHANISMS FOR BED FRAME H. 25/H. 30 CM

<p>SISTEMA ALZARETE YPSILON YPSILON LIFT-UP MECHANISM FOR BED BASE</p>	<p>SISTEMA ALZARETE MASTER MASTER LIFT UP MECHANISM FOR BED BASE</p>	<p>SISTEMA ALZARETE MASTER PLUS DOPPIO PISTONE DI SERIE MASTER PLUS LIFT UP MECHANISM FOR BED BASE DOUBLE PISTON INCLUDED</p>
--	--	---

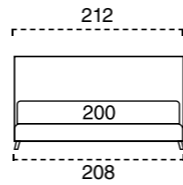







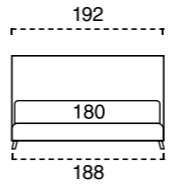



## OPTIONAL GIROLETTO INSIDE / OPTIONAL INSIDE RING

<p>IL MATERASSO VIENE INCASSATO DI 6.5 CM ALL'INTERNO DEL GIROLETTO. DISPONIBILE SOLO SU H. 25/H. 30 CM PER SISTEMI ALZARETE Y E MASTER CON RETE STANDARD O DELUXE. MATTRESS IS RECESSED IN THE BED'S STRUCTURE FOR 6.5 CM. AVAILABLE ONLY FOR H. 25/H. 30 CM Y AND MASTER LIFTING UP MECHANISM WITH STANDARD BASE OR DELUXE BASE.</p> <p>--- STANDARD — INSIDE - 6,5 CM</p> <p>cad. € 108</p>
--

## ARATA H.5 / H.10 CM

	RETE E ALZARETE BED BASE AND LIFT-UP MECHANISM	METRI LINEARI TESSUTO FABRIC H. 140	TESSUTO / FABRIC				PELLE / LEATHER		
			TESSUTO CLIENTE CUSTOMER FABRIC	F PELLE CLIENTE CUSTOMER LEATHER	G	H	I TOSCANA NATURE	L SOFT	M LINEA
 <p><b>EXTRA LARGE</b> 200X200 CM</p>		7	1.727	1.828	1.909	1.989	2.930	3.412	4.214
 <p><b>MAXI</b> 180X190/200 CM</p>		6	1.481	1.567	1.636	1.705	2.512	2.925	3.613
 <p><b>MATRIMONIALE</b> 160X190/200 CM</p>		5,5	1.233	1.306	1.364	1.421	2.093	2.436	3.010
 <p><b>FRANCESE</b> 140X190/200 CM</p>		5,5	1.233	1.306	1.364	1.421	2.093	2.436	3.010
 <p><b>1 PIAZZA E MEZZO</b> 120X190/200 CM</p>		5	1.110	1.175	1.227	1.279	1.884	2.193	2.709
 <p><b>SINGOLO</b> 90X190/200 CM</p>		4,5	1.008	1.066	1.111	1.158	1.696	1.970	2.429
 <p><b>SINGOLO</b> 80X190/200 CM</p>		4,5	1.008	1.066	1.111	1.158	1.696	1.970	2.429

## ARATA H.25 / H.30 CM

	RETE E ALZARETE BED BASE AND LIFT-UP MECHANISM	METRI LINEARI TESSUTO FABRIC H. 140	TESSUTO / FABRIC				PELLE / LEATHER		
			TESSUTO CLIENTE CUSTOMER FABRIC	F PELLE CLIENTE CUSTOMER LEATHER	G	H	I TOSCANA NATURE	L SOFT	M LINEA
 <p><b>EXTRA LARGE</b> 200X200 CM</p>		7,5	1.435	1.537	1.618	1.698	2.638	3.120	3.923
		7,5	1.727	1.828	1.909	1.989	2.930	3.412	4.214
		7,5	1.839	1.941	2.022	2.102	3.042	3.524	4.326
		7,5	2.027	2.129	2.210	2.290	3.230	3.712	4.514
		7,5	2.073	2.174	2.255	2.335	3.276	3.757	4.560
		7	1.230	1.318	1.387	1.456	2.262	2.674	3.362
		7	1.481	1.567	1.636	1.705	2.512	2.925	3.613
 <p><b>MAXI</b> 180X190/200 CM</p>		7	1.593	1.679	1.749	1.818	2.624	3.037	3.725
		7	1.781	1.867	1.936	2.006	2.812	3.225	3.913
		7	1.826	1.913	1.982	2.051	2.858	3.270	3.958

ARATA H.25 / H.30 CM

	RETE E ALZARETE BED BASE AND LIFT-UP MECHANISM	METRI LINEARI TESSUTO FABRIC H. 140	TESSUTO / FABRIC				PELLE / LEATHER		
			TESSUTO CLIENTE CUSTOMER FABRIC	F PELLE CLIENTE CUSTOMER LEATHER	G	H	I TOSCANA NATURE	L SOFT	M LINEA
<p>MATRIMONIALE 160X190/200 CM</p>	SENZA RETE WITHOUT BED BASE	6	1.026	1.097	1.156	1.213	1.885	2.229	2.802
	RETE / BED BASE STANDARD	6	1.233	1.306	1.364	1.421	2.093	2.436	3.010
	YPSILON RETE / BED BASE STANDARD	6	1.347	1.419	1.476	1.535	2.206	2.550	3.123
	MASTER RETE / BED BASE STANDARD	6	1.535	1.607	1.664	1.722	2.393	2.738	3.310
	MASTER PLUS RETE / BED BASE STANDARD	6	1.581	1.653	1.711	1.769	2.441	2.784	3.358
<p>FRANCESE 140X190/200 CM</p>	SENZA RETE WITHOUT BED BASE	6	1.026	1.097	1.156	1.213	1.885	2.229	2.802
	RETE / BED BASE STANDARD	6	1.233	1.306	1.364	1.421	2.093	2.436	3.010
	YPSILON RETE / BED BASE STANDARD	6	1.347	1.419	1.476	1.535	2.206	2.550	3.123
	MASTER RETE / BED BASE STANDARD	6	1.535	1.607	1.664	1.722	2.393	2.738	3.310
	MASTER PLUS RETE / BED BASE STANDARD	6	1.581	1.653	1.711	1.769	2.441	2.784	3.358

ARATA H.25 / H.30 CM

	RETE E ALZARETE BED BASE AND LIFT-UP MECHANISM	METRI LINEARI TESSUTO FABRIC H. 140	TESSUTO / FABRIC				PELLE / LEATHER		
			TESSUTO CLIENTE CUSTOMER FABRIC	F PELLE CLIENTE CUSTOMER LEATHER	G	H	I TOSCANA NATURE	L SOFT	M LINEA
<p>1 PIAZZA E MEZZO 120X190/200 CM</p>	SENZA RETE WITHOUT BED BASE	5,5	923	988	1.040	1.092	1.697	2.006	2.522
	RETE / BED BASE STANDARD	5,5	1.110	1.175	1.227	1.279	1.884	2.193	2.709
	YPSILON RETE / BED BASE STANDARD	5,5	1.213	1.278	1.329	1.381	1.986	2.295	2.811
	MASTER RETE / BED BASE STANDARD	5,5	1.381	1.446	1.498	1.550	2.155	2.463	2.980
	MASTER PLUS RETE / BED BASE STANDARD	5,5	1.423	1.488	1.540	1.592	2.197	2.506	3.022
<p>SINGOLO 90/80X190/200 CM</p>	SENZA RETE WITHOUT BED BASE	5	821	878	924	970	1.508	1.783	2.241
	RETE / BED BASE STANDARD	5	1.008	1.066	1.111	1.158	1.696	1.970	2.429
	YPSILON RETE / BED BASE STANDARD	5	1.110	1.167	1.214	1.259	1.797	2.073	2.530
	MASTER RETE / BED BASE STANDARD	5	1.279	1.336	1.382	1.429	1.966	2.241	2.700
	MASTER PLUS RETE / BED BASE STANDARD	5	1.321	1.378	1.425	1.471	2.008	2.283	2.742

# CALIPSO

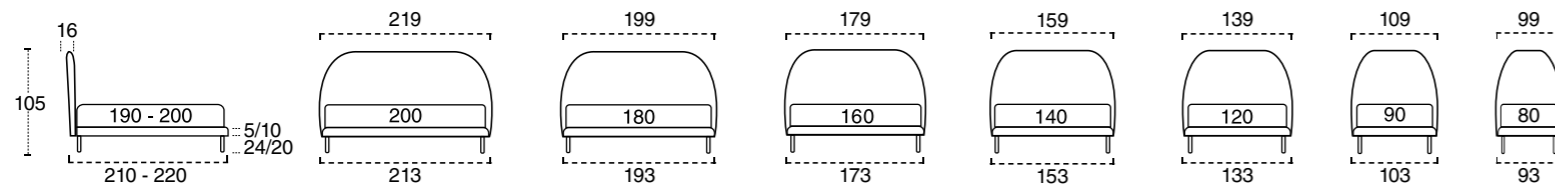


<p><b>TESSUTO / FABRIC</b></p> <p>COMPLETAMENTE SFODERABILE COMPLETELY REMOVABLE COVERING</p>	<p><b>TESTATA / HEADBOARD</b></p> <p><b>STRUTTURA</b> agglomerato di legno e multistrato di legno. <b>IMBOTTITURA</b> poliuretano espanso indeformabile 25kg/m<sup>3</sup> rivestito ovatta acrilica e vellutino. <b>STRUCTURE</b> agglomerated wood and wood multilayer. <b>PADDING</b> stress resistant expanded polyurethane 25kg/m<sup>3</sup> covered with acrylic wadding and velvet.</p>	<p><b>GIROLETTO / BED FRAME</b></p> <p><b>GIROLETTO VERO LEGNO</b> FRAME IN REAL WOOD</p> <p><b>STRUTTURA</b> multistrato di legno. <b>IMBOTTITURA</b> poliuretano espanso indeformabile 25kg/m<sup>3</sup> rivestito vellutino acrilico. <b>STRUCTURE</b> wood multilayer. <b>PADDING</b> stress resistant expanded polyurethane 25kg/m<sup>3</sup> covered with acrylic velvet.</p>
---	---	---

## LAVORAZIONI GIROLETTO H. 5 / H. 10 / H. 25 / H. 30 CM / BED FRAME FINISHES H. 5 / H. 10 / H. 25 / H. 30 CM

<p><b>STANDARD</b></p> <p>GIROLETTO STANDARD SE NON diversamente specificato. STANDARD BED FRAME IF THERE'S NO SPECIFICATIONS.</p> <p>GIROLETTO 0 BED FRAME 0</p>	<p><b>OPTIONAL</b></p> <p>GIROLETTO 1 BED FRAME 1</p> <p>cad. € 106</p>	<p>GIROLETTO 1 BICOLOR BED FRAME 1 BICOLOR</p> <p>cad. € 155</p>	<p>GIROLETTO 2 BED FRAME 2</p> <p>cad. € 117</p>	<p>GIROLETTO 2 BICOLOR BED FRAME 2 BICOLOR</p> <p>cad. € 165</p>	<p>GIROLETTO 3 BED FRAME 3</p> <p>cad. € 49</p>	<p>GIROLETTO 4 BED FRAME 4</p> <p>cad. € 49</p>
---	---	--	--	--	---	---

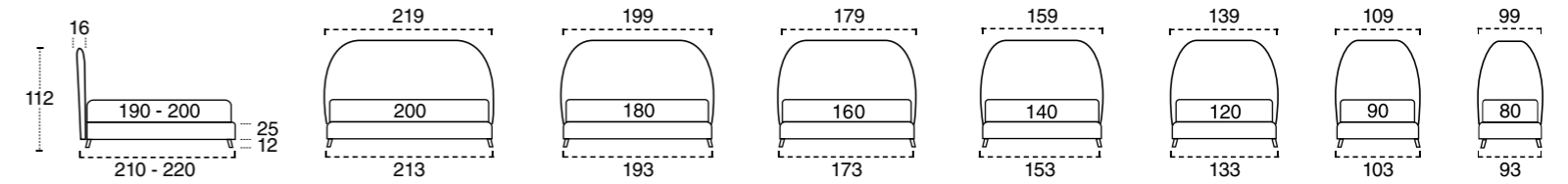
## CALIPSO H. 5 / H. 10 CM



### PIEDINI PER GIROLETTO H. 5/10 CM / FEET FOR BED FRAME H. 5/10 CM

<p><b>STANDARD</b> CM. 24/20</p> <p>LEGNO.WOOD BLACK</p>	<p><b>FINITURA OPTIONAL</b></p> <p>BIANCO NATURALE</p> <p>cad. € 10</p>	<p><b>OPTIONAL</b> <b>A</b> CM. 24/20</p> <p>LEGNO.WOOD BLACK BIANCO NATURALE</p> <p>cad. € 17</p>	<p><b>B</b> CM. 24/20</p> <p>LEGNO.WOOD BLACK BIANCO NATURALE</p> <p>cad. € 17</p>	<p><b>D</b> CM. 24/20</p> <p>METALLO.METAL BLACK CROMO</p> <p>cad. € 32</p>	<p><b>E</b> CM. 24/20</p> <p>PLEXIGLASS</p> <p>cad. € 105</p>	<p><b>T</b> CM. 24/20</p> <p>METALLO.METAL TITANIO</p> <p>cad. € 49</p>	<p><b>U</b> CM. 24/20</p> <p>METALLO.METAL SOLO SU GIROLETTO H10 ONLY FOR H10 BED FRAME</p> <p>cad. € 49</p>	<p><b>FINITURA RAL</b></p> <p>SUPPLEMENTARE PER TUTTI I PIEDI OPTIONAL FOR ALL FEET</p> <p>cad. € 24</p>
--	---	--	--	---	---	---	--	--

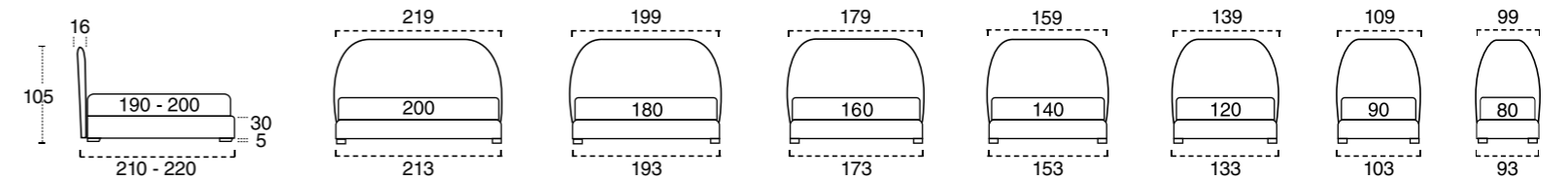
# CALIPSO H. 25 CM



### PIEDINI PER GIROLETTO H. 25 CM / FEET FOR BED FRAME H. 25 CM

<p><b>STANDARD</b> CM. 12</p> <p>LEGNO.WOOD BLACK</p>	<p><b>FINITURA OPTIONAL</b></p> <p>BIANCO NATURALE</p> <p>cad. € 10</p>	<p><b>OPTIONAL</b> <b>F</b> CM. 12</p> <p>LEGNO.WOOD BLACK BIANCO NATURALE</p> <p>cad. € 12</p>	<p><b>G</b> CM. 12</p> <p>METALLO.METAL BLACK CROMO</p> <p>cad. € 23</p>	<p><b>Q</b> CM. 12</p> <p>METALLO.METAL BLACK INOX SATINATO</p> <p>cad. € 23</p>	<p><b>L</b> CM. 10</p> <p>METALLO.METAL GRIGIO</p> <p>cad. € 27</p>	<p><b>M</b> CM. 10</p> <p>LEGNO.WOOD BLACK BIANCO NATURALE</p> <p>cad. € 12</p>	<p><b>R</b> CM. 12</p> <p>METALLO.METAL TITANIO</p> <p>cad. € 43</p>	<p><b>S</b> CM. 12</p> <p>METALLO.METAL TITANIO</p> <p>cad. € 43</p>	<p><b>V</b> CM. 12</p> <p>PLEXIGLASS</p> <p>cad. € 77</p>	<p><b>FINITURA RAL</b></p> <p>SUPPLEMENTARE PER TUTTI I PIEDI OPTIONAL FOR ALL FEET</p> <p>cad. € 24</p>
---	---	---	--	--	---	---	--	--	---	--

## CALIPSO H. 30 CM



### PIEDINI PER GIROLETTO H. 30 CM / FEET FOR BED FRAME H. 30 CM

<p><b>STANDARD</b> CM. 5</p> <p>LEGNO.WOOD BLACK</p>	<p><b>FINITURA OPTIONAL</b></p> <p>BIANCO NATURALE</p> <p>cad. € 10</p>	<p><b>OPTIONAL</b> <b>N</b> CM. 5</p> <p>LEGNO.WOOD BLACK BIANCO NATURALE</p> <p>cad. € 12</p>	<p><b>P</b> CM. 5</p> <p>METALLO.METAL BLACK CROMO</p> <p>cad. € 22</p>	<p><b>L</b> CM. 10</p> <p>METALLO.METAL GRIGIO</p> <p>cad. € 27</p>	<p><b>M</b> CM. 10</p> <p>LEGNO.WOOD BLACK BIANCO NATURALE</p> <p>cad. € 12</p>	<p><b>C</b> CM. 12</p> <p>LEGNO.WOOD BLACK</p> <p>cad. € 12</p>	<p><b>F</b> CM. 12</p> <p>LEGNO.WOOD BLACK BIANCO NATURALE</p> <p>cad. € 12</p>	<p><b>FINITURA RAL</b></p> <p>SUPPLEMENTARE PER TUTTI I PIEDI OPTIONAL FOR ALL FEET</p> <p>cad. € 24</p>
--	---	--	---	---	---	---	---	--

### SISTEMI PER GIROLETTO H. 25 E H. 30 CM / LIFT UP MECHANISMS FOR BED FRAME H. 25/H. 30 CM

<p>SISTEMA ALZARETE YPSILON YPSILON LIFT-UP MECHANISM FOR BED BASE</p>	<p>SISTEMA ALZARETE MASTER MASTER LIFT UP MECHANISM FOR BED BASE</p>	<p>SISTEMA ALZARETE MASTER PLUS DOPPIO PISTONE DI SERIE MASTER PLUS LIFT UP MECHANISM FOR BED BASE DOUBLE PISTON INCLUDED</p>
--	--	---

### OPTIONAL GIROLETTO INSIDE / OPTIONAL INSIDE RING

<p>--- STANDARD — INSIDE - 6,5 CM</p>	<p>IL MATERASSO VIENE INCASSATO DI 6.5 CM ALL'INTERNO DEL GIROLETTO. DISPONIBILE SOLO SU H. 25/H. 30 CM PER SISTEMI ALZARETE Y E MASTER CON RETE STANDARD O DELUXE. MATTRESS IS RECESSED IN THE BED'S STRUCTURE FOR 6.5 CM. AVAILABLE ONLY FOR H. 25/H. 30 CM Y AND MASTER LIFTING UP MECHANISM WITH STANDARD BASE OR DELUXE BASE.</p> <p>cad. € 108</p>
---	--

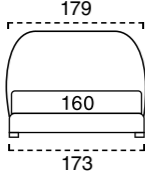
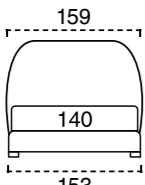
CALIPSO H.5 / H.10 CM

	RETE E ALZARETE BED BASE AND LIFT-UP MECHANISM	METRI LINEARI TESSUTO FABRIC H. 140	TESSUTO / FABRIC				PELLE / LEATHER		
			TESSUTO CLIENTE CUSTOMER FABRIC	F PELLE CLIENTE CUSTOMER LEATHER	G	H	I TOSCANA NATURE	L SOFT	M LINEA
<p><b>EXTRA LARGE</b> 200X200 CM</p>	<p>RETE DELUXE / DELUXE BED BASE</p>	10	2.358	2.522	2.652	2.784			
<p><b>MAXI</b> 180X190/200 CM</p>	<p>RETE / BED BASE STANDARD</p>	9	2.021	2.161	2.273	2.387			
<p><b>MATRIMONIALE</b> 160X190/200 CM</p>	<p>RETE / BED BASE STANDARD</p>	8	1.684	1.801	1.895	1.988			
<p><b>FRANCESE</b> 140X190/200 CM</p>	<p>RETE / BED BASE STANDARD</p>	8	1.684	1.801	1.895	1.988			
<p><b>1 PIAZZA E MEZZO</b> 120X190/200 CM</p>	<p>RETE / BED BASE STANDARD</p>	7	1.515	1.621	1.705	1.790			
<p><b>SINGOLO</b> 90X190/200 CM</p>	<p>RETE / BED BASE STANDARD</p>	6	1.368	1.461	1.537	1.611			
<p><b>SINGOLO</b> 80X190/200 CM</p>	<p>RETE / BED BASE STANDARD</p>	6	1.368	1.461	1.537	1.611			

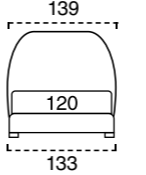
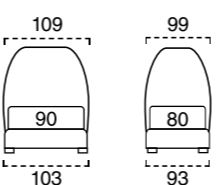
CALIPSO H.25 / H.30 CM

	RETE E ALZARETE BED BASE AND LIFT-UP MECHANISM	METRI LINEARI TESSUTO FABRIC H. 140	TESSUTO / FABRIC				PELLE / LEATHER		
			TESSUTO CLIENTE CUSTOMER FABRIC	F PELLE CLIENTE CUSTOMER LEATHER	G	H	I TOSCANA NATURE	L SOFT	M LINEA
<p><b>EXTRA LARGE</b> 200X200 CM</p>	<p>SENZA RETE WITHOUT BED BASE</p>	10	2.066	2.230	2.361	2.493			
<p><b>EXTRA LARGE</b> 200X200 CM</p>	<p>RETE DELUXE / DELUXE BED BASE</p>	10	2.358	2.522	2.652	2.784			
<p><b>EXTRA LARGE</b> 200X200 CM</p>	<p>YPSILON RETE DELUXE / DELUXE BED BASE</p>	10	2.470	2.634	2.765	2.897			
<p><b>EXTRA LARGE</b> 200X200 CM</p>	<p>MASTER RETE DELUXE / DELUXE BED BASE</p>	10	2.658	2.822	2.953	3.084			
<p><b>EXTRA LARGE</b> 200X200 CM</p>	<p>MASTER PLUS RETE DELUXE / DELUXE BED BASE</p>	10	2.703	2.867	2.998	3.130			
<p><b>EXTRA LARGE</b> 200X200 CM</p>	<p>SENZA RETE WITHOUT BED BASE</p>	9	1.171	1.912	2.024	2.136			
<p><b>MAXI</b> 180X190/200 CM</p>	<p>RETE / BED BASE STANDARD</p>	9	2.021	2.161	2.273	2.387			
<p><b>MAXI</b> 180X190/200 CM</p>	<p>YPSILON RETE / BED BASE STANDARD</p>	9	2.133	2.273	2.386	2.499			
<p><b>MAXI</b> 180X190/200 CM</p>	<p>MASTER RETE / BED BASE STANDARD</p>	9	2.321	2.461	2.574	2.687			
<p><b>MAXI</b> 180X190/200 CM</p>	<p>MASTER PLUS RETE / BED BASE STANDARD</p>	9	2.366	2.507	2.619	2.732			

CALIPSO H.25 / H.30 CM

	RETE E ALZARETE BED BASE AND LIFT-UP MECHANISM	METRI LINEARI TESSUTO FABRIC H. 140	TESSUTO / FABRIC				PELLE / LEATHER		
			TESSUTO CLIENTE CUSTOMER FABRIC	F PELLE CLIENTE CUSTOMER LEATHER	G	H	I TOSCANA NATURE	L SOFT	M LINEA
 <p>MATRIMONIALE 160X190/200 CM</p>	SENZA RETE WITHOUT BED BASE	8	1.475	1.593	1.687	1.780			
	RETE / BED BASE STANDARD	8	1.684	1.801	1.895	1.988			
	YPSILON RETE / BED BASE STANDARD	8	1.797	1.915	2.008	2.102			
	MASTER RETE / BED BASE STANDARD	8	1.985	2.102	2.196	2.290			
	MASTER PLUS RETE / BED BASE STANDARD	8	2.031	2.148	2.242	2.336			
 <p>FRANCESE 140X190/200 CM</p>	SENZA RETE WITHOUT BED BASE	8	1.475	1.593	1.687	1.780			
	RETE / BED BASE STANDARD	8	1.684	1.801	1.895	1.988			
	YPSILON RETE / BED BASE STANDARD	8	1.797	1.915	2.008	2.102			
	MASTER RETE / BED BASE STANDARD	8	1.985	2.102	2.196	2.290			
	MASTER PLUS RETE / BED BASE STANDARD	8	2.031	2.148	2.242	2.336			

CALIPSO H.25 / H.30 CM

	RETE E ALZARETE BED BASE AND LIFT-UP MECHANISM	METRI LINEARI TESSUTO FABRIC H. 140	TESSUTO / FABRIC				PELLE / LEATHER		
			TESSUTO CLIENTE CUSTOMER FABRIC	F PELLE CLIENTE CUSTOMER LEATHER	G	H	I TOSCANA NATURE	L SOFT	M LINEA
 <p>1 PIAZZA E MEZZO 120X190/200 CM</p>	SENZA RETE WITHOUT BED BASE	7	1.328	1.433	1.517	1.603			
	RETE / BED BASE STANDARD	7	1.515	1.621	1.705	1.790			
	YPSILON RETE / BED BASE STANDARD	7	1.618	1.723	1.807	1.891			
	MASTER RETE / BED BASE STANDARD	7	1.786	1.891	1.976	2.061			
	MASTER PLUS RETE / BED BASE STANDARD	7	1.828	1.934	2.019	2.103			
 <p>SINGOLO 90/80X190/200 CM</p>	SENZA RETE WITHOUT BED BASE	6	1.180	1.274	1.349	1.425			
	RETE / BED BASE STANDARD	6	1.368	1.461	1.537	1.612			
	YPSILON RETE / BED BASE STANDARD	6	1.470	1.564	1.638	1.714			
	MASTER RETE / BED BASE STANDARD	6	1.638	1.732	1.807	1.882			
	MASTER PLUS RETE / BED BASE STANDARD	6	1.680	1.774	1.849	1.925			

# CASSIOPEA

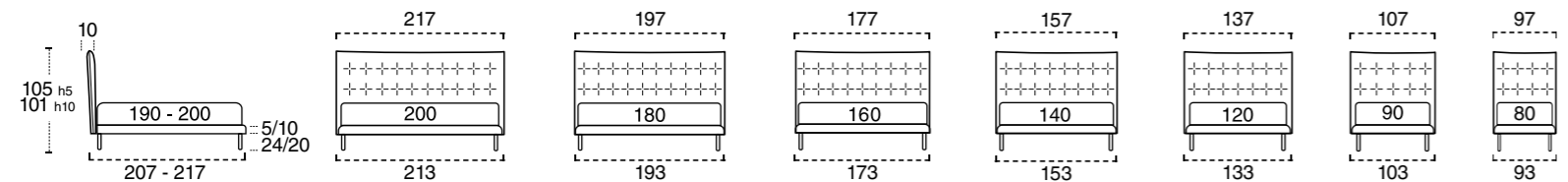


<p><b>TESSUTO / FABRIC</b></p> <p>COMPLETAMENTE SFODERABILE COMPLETELY REMOVABLE COVERING</p>	<p><b>PELLE / LEATHER</b></p> <p>SOLO RING SFODERABILE ONLY BED-FRAME REMOVABLE COVERING DISPONIBILE IN TUTTE LE MISURE TRANNE 180 E 200 CM AVAILABLE IN ALL SIZES EXCEPT 180 AND 200 CM</p>	<p><b>TESTATA / HEADBOARD</b></p> <p><b>STRUTTURA</b> agglomerato di legno e multistrato di legno. <b>IMBOTTITURA</b> poliuretano espanso indeformabile 25kg/m<sup>3</sup> rivestito ovatta acrilica e vellutino. <b>STRUCTURE</b> agglomerated wood and wood multilayer. <b>PADDING</b> stress resistant expanded polyurethane 25kg/m<sup>3</sup> covered with acrylic wadding and velvet.</p>	<p><b>GIROLETTO / BED FRAME</b></p> <p>GIROLETTO VERO LEGNO FRAME IN REAL WOOD</p> <p><b>STRUTTURA</b> multistrato di legno. <b>IMBOTTITURA</b> poliuretano espanso indeformabile 25kg/m<sup>3</sup> rivestito vellutino acrilico. <b>STRUCTURE</b> wood multilayer. <b>PADDING</b> stress resistant expanded polyurethane 25kg/m<sup>3</sup> covered with acrylic velvet.</p>
---	--	---	--

LAVORAZIONI GIROLETTO H. 5 / H. 10 / H. 25 / H. 30 CM / BED FRAME FINISHES H. 5 / H. 10 / H. 25 / H. 30 CM

<p><b>STANDARD</b></p> <p>GIROLETTO 0 BED FRAME 0</p>	<p><b>OPTIONAL</b></p> <p>GIROLETTO 1 BED FRAME 1 cad. € 98</p>	<p>GIROLETTO 1 BICOLOR BED FRAME 1 BICOLOR cad. € 143</p>	<p>GIROLETTO 2 BED FRAME 2 cad. € 108</p>	<p>GIROLETTO 2 BICOLOR BED FRAME 2 BICOLOR cad. € 153</p>	<p>GIROLETTO 3 BED FRAME 3 cad. € 45</p>	<p>GIROLETTO 4 BED FRAME 4 cad. € 45</p>
---	---	---	---	---	--	--

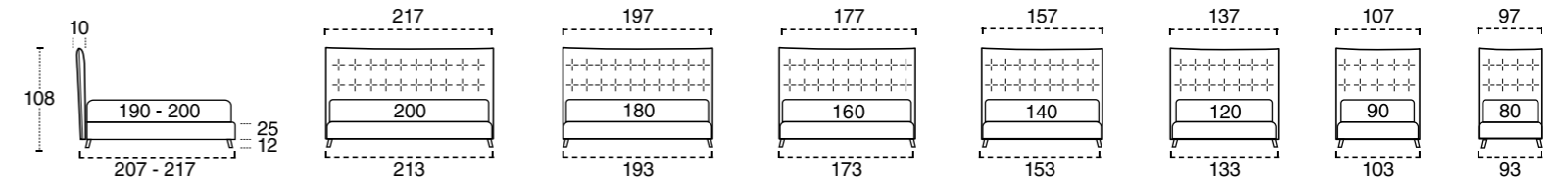
## CASSIOPEA H. 5 / H. 10 CM



PIEDINI PER GIROLETTO H. 5/10 CM / FEET FOR BED FRAME H. 5/10 CM

<p><b>STANDARD</b> CM. 24/20</p> <p>LEGNO.WOOD BLACK</p>	<p><b>FINITURA OPTIONAL</b></p> <p>BIANCO NATURALE</p> <p>cad. € 10</p>	<p><b>OPTIONAL</b> <b>A</b> CM. 24/20</p> <p>LEGNO.WOOD BLACK BIANCO NATURALE</p> <p>cad. € 17</p>	<p><b>B</b> CM. 24/20</p> <p>LEGNO.WOOD BLACK BIANCO NATURALE</p> <p>cad. € 17</p>	<p><b>D</b> CM. 24/20</p> <p>METALLO.METAL BLACK CROMO</p> <p>cad. € 32</p>	<p><b>E</b> CM. 24/20</p> <p>PLEXIGLASS</p> <p>cad. € 105</p>	<p><b>T</b> CM. 24/20</p> <p>METALLO.METAL TITANIO</p> <p>cad. € 49</p>	<p><b>U</b> CM. 24/20</p> <p>METALLO.METAL SOLO SU GIROLETTO H10 ONLY FOR H10 BED FRAME</p> <p>cad. € 49</p>	<p><b>FINITURA RAL</b></p> <p>SUPPLEMENTARE PER TUTTI I PIEDI OPTIONAL FOR ALL FEET</p> <p>cad. € 24</p>
--	---	--	--	---	---	---	--	--

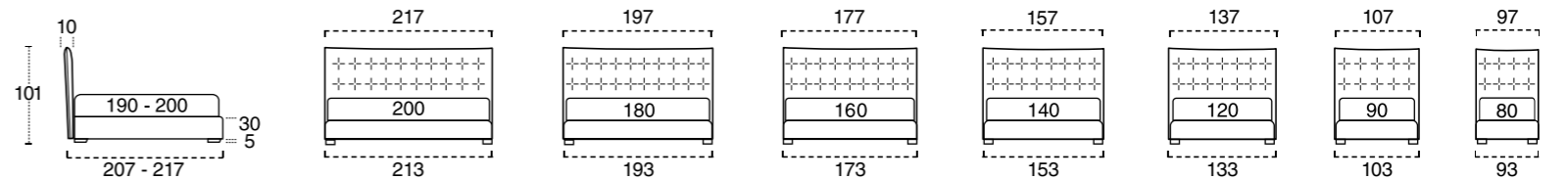
# CASSIOPEA H. 25 CM



PIEDINI PER GIROLETTO H. 25 CM / FEET FOR BED FRAME H. 25 CM

<p><b>STANDARD</b> CM. 12</p> <p>LEGNO.WOOD BLACK</p>	<p><b>FINITURA OPTIONAL</b></p> <p>BIANCO NATURALE</p> <p>cad. € 10</p>	<p><b>OPTIONAL</b> <b>F</b> CM. 12</p> <p>LEGNO.WOOD BLACK BIANCO NATURALE</p> <p>cad. € 12</p>	<p><b>G</b> CM. 12</p> <p>METALLO.METAL BLACK CROMO</p> <p>cad. € 23</p>	<p><b>Q</b> CM. 12</p> <p>METALLO.METAL BLACK INOX SATINATO</p> <p>cad. € 23</p>	<p><b>L</b> CM. 10</p> <p>METALLO.METAL GRIGIO</p> <p>cad. € 27</p>	<p><b>M</b> CM. 10</p> <p>LEGNO.WOOD BLACK BIANCO NATURALE</p> <p>cad. € 12</p>	<p><b>R</b> CM. 12</p> <p>METALLO.METAL TITANIO</p> <p>cad. € 43</p>	<p><b>S</b> CM. 12</p> <p>METALLO.METAL TITANIO</p> <p>cad. € 43</p>	<p><b>V</b> CM. 12</p> <p>PLEXIGLASS</p> <p>cad. € 77</p>	<p><b>FINITURA RAL</b></p> <p>SUPPLEMENTARE PER TUTTI I PIEDI OPTIONAL FOR ALL FEET</p> <p>cad. € 24</p>
---	---	---	--	--	---	---	--	--	---	--

# CASSIOPEA H. 30 CM



PIEDINI PER GIROLETTO H. 30 CM / FEET FOR BED FRAME H. 30 CM

<p><b>STANDARD</b> CM. 5</p> <p>LEGNO.WOOD BLACK</p>	<p><b>FINITURA OPTIONAL</b></p> <p>BIANCO NATURALE</p> <p>cad. € 10</p>	<p><b>OPTIONAL</b> <b>N</b> CM. 5</p> <p>LEGNO.WOOD BLACK BIANCO NATURALE</p> <p>cad. € 12</p>	<p><b>P</b> CM. 5</p> <p>METALLO.METAL BLACK CROMO</p> <p>cad. € 22</p>	<p><b>L</b> CM. 10</p> <p>METALLO.METAL GRIGIO</p> <p>cad. € 27</p>	<p><b>M</b> CM. 10</p> <p>LEGNO.WOOD BLACK BIANCO NATURALE</p> <p>cad. € 12</p>	<p><b>C</b> CM. 12</p> <p>LEGNO.WOOD BLACK</p> <p>cad. € 12</p>	<p><b>F</b> CM. 12</p> <p>LEGNO.WOOD BLACK BIANCO NATURALE</p> <p>cad. € 12</p>	<p><b>FINITURA RAL</b></p> <p>SUPPLEMENTARE PER TUTTI I PIEDI OPTIONAL FOR ALL FEET</p> <p>cad. € 24</p>
--	---	--	---	---	---	---	---	--

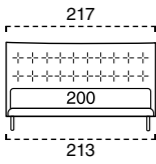

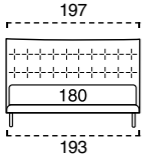

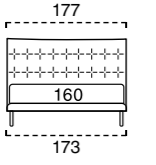

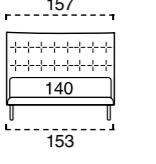

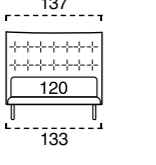

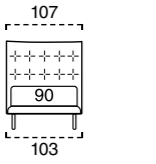

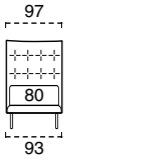

SISTEMI PER GIROLETTO H. 25 E H. 30 CM / LIFT UP MECHANISMS FOR BED FRAME H. 25/H. 30 CM

<p>SISTEMA ALZARETE YPSILON YPSILON LIFT-UP MECHANISM FOR BED BASE</p>	<p>SISTEMA ALZARETE MASTER MASTER LIFT UP MECHANISM FOR BED BASE</p>	<p>SISTEMA ALZARETE MASTER PLUS DOPPIO PISTONE DI SERIE MASTER PLUS LIFT UP MECHANISM FOR BED BASE DOUBLE PISTON INCLUDED</p>
--	--	---

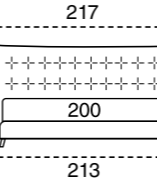

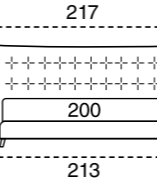

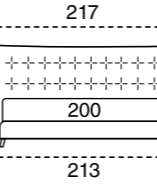

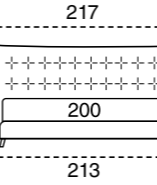

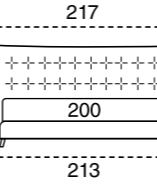

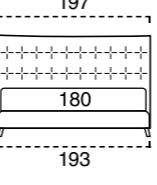

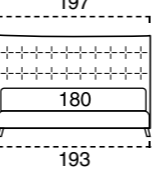

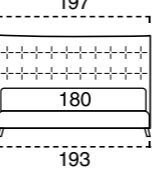

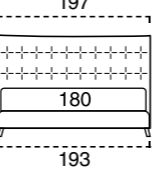

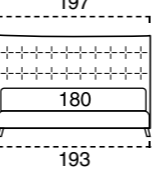

OPTIONAL GIROLETTO INSIDE / OPTIONAL INSIDE RING

<p>--- STANDARD — INSIDE - 6,5 CM</p>	<p>IL MATERASSO VIENE INCASSATO DI 6.5 CM ALL'INTERNO DEL GIROLETTO. DISPONIBILE SOLO SU H. 25/H. 30 CM PER SISTEMI ALZARETE Y E MASTER CON RETE STANDARD O DELUXE. MATTRESS IS RECESSED IN THE BED'S STRUCTURE FOR 6.5 CM. AVAILABLE ONLY FOR H. 25/H. 30 CM Y AND MASTER LIFTING UP MECHANISM WITH STANDARD BASE OR DELUXE BASE.</p> <p>cad. € 108</p>
---	--

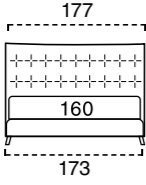
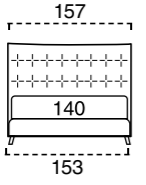
## CASSIOPEA H.5 / H.10 CM

	RETE E ALZARETE BED BASE AND LIFT-UP MECHANISM	METRI LINEARI TESSUTO FABRIC H. 140	TESSUTO / FABRIC				PELLE / LEATHER		
			TESSUTO CLIENTE CUSTOMER FABRIC	F PELLE CLIENTE CUSTOMER LEATHER	G	H	I TOSCANA NATURE	L SOFT	M LINEA
 <b>EXTRA LARGE</b> 200X200 CM		7	2.088	2.265	2.406	2.548			
 <b>MAXI</b> 180X190/200 CM		6	1.790	1.941	2.063	2.184			
 <b>MATRIMONIALE</b> 160X190/200 CM		5,5	1.491	1.618	1.718	1.820	2.282	2.588	3.096
 <b>FRANCESE</b> 140X190/200 CM		5,5	1.491	1.618	1.718	1.820	2.282	2.588	3.096
 <b>1 PIAZZA E MEZZO</b> 120X190/200 CM		5	1.342	1.456	1.547	1.637	2.054	2.328	2.787
 <b>SINGOLO</b> 90X190/200 CM		4,5	1.214	1.315	1.395	1.476	1.847	2.091	2.498
 <b>SINGOLO</b> 80X190/200 CM		4,5	1.214	1.315	1.395	1.476	1.847	2.091	2.498

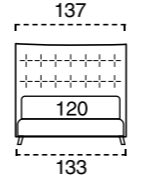
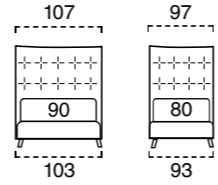
## CASSIOPEA H.25 / H.30 CM

	RETE E ALZARETE BED BASE AND LIFT-UP MECHANISM	METRI LINEARI TESSUTO FABRIC H. 140	TESSUTO / FABRIC				PELLE / LEATHER		
			TESSUTO CLIENTE CUSTOMER FABRIC	F PELLE CLIENTE CUSTOMER LEATHER	G	H	I TOSCANA NATURE	L SOFT	M LINEA
 <b>EXTRA LARGE</b> 200X200 CM		7,5	1.796	1.973	2.115	2.256			
 <b>EXTRA LARGE</b> 200X200 CM		7,5	2.088	2.265	2.406	2.548			
 <b>EXTRA LARGE</b> 200X200 CM		7,5	2.200	2.377	2.519	2.660			
 <b>EXTRA LARGE</b> 200X200 CM		7,5	2.388	2.565	2.706	2.848			
 <b>EXTRA LARGE</b> 200X200 CM		7,5	2.433	2.610	2.752	2.893			
 <b>MAXI</b> 180X190/200 CM		7	1.540	1.691	1.812	1.933			
 <b>MAXI</b> 180X190/200 CM		7	1.790	1.941	2.063	2.184			
 <b>MAXI</b> 180X190/200 CM		7	1.902	2.053	2.175	2.296			
 <b>MAXI</b> 180X190/200 CM		7	2.090	2.241	2.363	2.484			
 <b>MAXI</b> 180X190/200 CM		7	2.135	2.286	2.408	2.529			

CASSIOPEA H.25 / H.30 CM

	RETE E ALZARETE BED BASE AND LIFT-UP MECHANISM	METRI LINEARI TESSUTO FABRIC H. 140	TESSUTO / FABRIC				PELLE / LEATHER		
			TESSUTO CLIENTE CUSTOMER FABRIC	F PELLE CLIENTE CUSTOMER LEATHER	G	H	I TOSCANA NATURE	L SOFT	M LINEA
 <p><b>MATRIMONIALE</b> 160X190/200 CM</p>	SENZA RETE WITHOUT BED BASE	6	1.283	1.409	1.510	1.611	2.074	2.379	2.889
	RETE / BED BASE STANDARD	6	1.491	1.618	1.718	1.820	2.282	2.588	3.096
	YPSILON RETE / BED BASE STANDARD	6	1.605	1.731	1.832	1.933	2.395	2.701	3.210
	MASTER RETE / BED BASE STANDARD	6	1.792	1.918	2.020	2.120	2.582	2.888	3.398
	MASTER PLUS RETE / BED BASE STANDARD	6	1.839	1.966	2.066	2.168	2.630	2.935	3.444
 <p><b>FRANCESE</b> 140X190/200 CM</p>	SENZA RETE WITHOUT BED BASE	6	1.283	1.409	1.510	1.611	2.074	2.379	2.889
	RETE / BED BASE STANDARD	6	1.491	1.618	1.718	1.820	2.282	2.588	3.096
	YPSILON RETE / BED BASE STANDARD	6	1.605	1.731	1.832	1.933	2.395	2.701	3.210
	MASTER RETE / BED BASE STANDARD	6	1.792	1.918	2.020	2.120	2.582	2.888	3.398
	MASTER PLUS RETE / BED BASE STANDARD	6	1.839	1.966	2.066	2.168	2.630	2.935	3.444

CASSIOPEA H.25 / H.30 CM

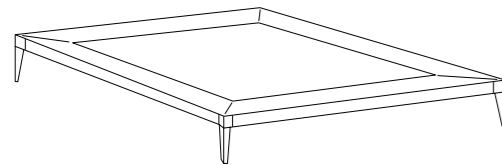
	RETE E ALZARETE BED BASE AND LIFT-UP MECHANISM	METRI LINEARI TESSUTO FABRIC H. 140	TESSUTO / FABRIC				PELLE / LEATHER		
			TESSUTO CLIENTE CUSTOMER FABRIC	F PELLE CLIENTE CUSTOMER LEATHER	G	H	I TOSCANA NATURE	L SOFT	M LINEA
 <p><b>1 PIAZZA E MEZZO</b> 120X190/200 CM</p>	SENZA RETE WITHOUT BED BASE	5,5	1.155	1.268	1.360	1.450	1.866	2.142	2.600
	RETE / BED BASE STANDARD	5,5	1.342	1.456	1.547	1.637	2.054	2.328	2.787
	YPSILON RETE / BED BASE STANDARD	5,5	1.444	1.557	1.649	1.740	2.156	2.431	2.889
	MASTER RETE / BED BASE STANDARD	5,5	1.612	1.727	1.818	1.908	2.324	2.600	3.057
	MASTER PLUS RETE / BED BASE STANDARD	5,5	1.656	1.769	1.860	1.950	2.366	2.642	3.100
 <p><b>SINGOLO</b> 90/80X190/200 CM</p>	SENZA RETE WITHOUT BED BASE	5	1.027	1.128	1.209	1.288	1.659	1.903	2.311
	RETE / BED BASE STANDARD	5	1.214	1.315	1.395	1.476	1.847	2.091	2.498
	YPSILON RETE / BED BASE STANDARD	5	1.315	1.417	1.498	1.578	1.948	2.192	2.601
	MASTER RETE / BED BASE STANDARD	5	1.485	1.585	1.666	1.747	2.117	2.361	2.769
	MASTER PLUS RETE / BED BASE STANDARD	5	1.527	1.628	1.709	1.790	2.159	2.404	2.811

# ELETTRA



TESSUTO / FABRIC	PELLE / LEATHER	TESTATA / HEADBOARD
<p>COMPLETAMENTE SFODERABILE COMPLETELY REMOVABLE COVERING</p>	<p>SOLO RING SFODERABILE ONLY BED-FRAME REMOVABLE COVERING</p>	<p>STRUTTURA legno abete e legno multistrato. IMBOTTITURA poliuretano espanso indeformabile 25kg/m<sup>3</sup> rivestito vellutino acrilico. Cuscini fiocco acrilico e piuma sterilizzata rivestimento tessuto misto cotone traspirante. STRUCTURE spruce wood and wood multilayer. PADDING stress resistant expanded polyurethane 25kg/m<sup>3</sup> covered with acrylic velvet. Cushions in staple fibres and sterilized feather, covered with breathable cotton blend lining.</p>

## GIROLETTO / BED FRAME

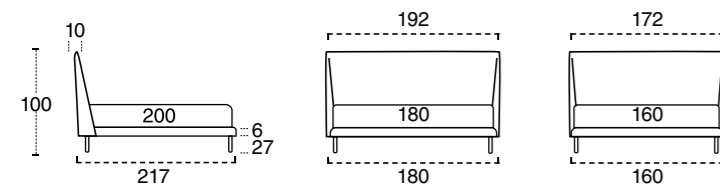


La rete strutturale in acciaio H6 viene rivestita con una cuffia copirete e con lo stesso tessuto del letto. Nella versione in pelle l'esterno a vista viene rivestito in pelle, mentre la parte interna in tessuto da specificare al momento dell'ordine.

The H6 structural bed base is covered with a cover in the same fabric as the bed. With the leather version the external side is covered in leather, while the internal side will be covered in a fabric chosen when placed the order.

NON DISPONIBILE SU MISURA  
NOT AVAILABLE CUSTOMIZED

# ELETTRA H. 6



## PIEDINI PER GIROLETTO H. 6 CM / FEET FOR BED FRAME H. 6 CM

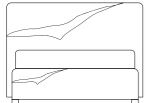
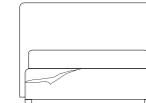


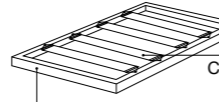
STANDARD CM. 27	FINITURA	FINITURA RAL
<p>METALLO.METAL BROWN PEARL</p>	<p>BROWN PEARL</p> <p>ALLUMINIO SATINATO</p>	<p>SUPPLEMENTARE PER TUTTI I PIEDI OPTIONAL FOR ALL FEET</p> <p>cad. € 24</p>

# ELETTRA H.6 CM

	RETE E ALZARETE BED BASE AND LIFT-UP MECHANISM	METRI LINEARI TESSUTO FABRIC H. 140	TESSUTO / FABRIC			PELLE / LEATHER			
			TESSUTO CLIENTE CUSTOMER FABRIC	F PELLE CLIENTE CUSTOMER LEATHER	G	H	I TOSCANA NATURE	L SOFT	M LINEA
<p>MAXI 180X200 CM</p>	<p>RETE / BED H6</p>	8,5	3.468	3.608	3.722	3.834	4.809	5.295	6.121
<p>MATRIMONIALE 160X200 CM</p>	<p>RETE / BED H6</p>	7,5	2.961	3.078	3.172	3.266	4.108	4.497	5.185

# LINUS

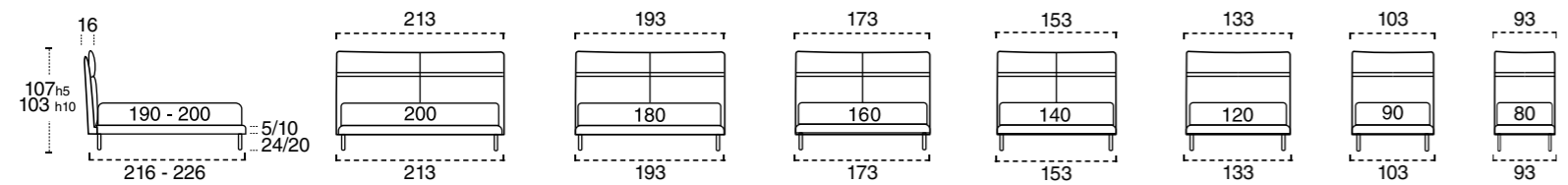


<p><b>TESSUTO / FABRIC</b></p>  <p>COMPLETAMENTE SFODERABILE COMPLETELY REMOVABLE COVERING</p>	<p><b>PELLE / LEATHER</b></p>  <p>SOLO RING SFODERABILE ONLY BED-FRAME REMOVABLE COVERING</p>	<p><b>TESTATA / HEADBOARD</b></p>  <p>STRUTTURA agglomerato di legno e multistrato di legno. IMBOTTITURA poliuretano espanso indeformabile 25kg/m<sup>3</sup> rivestito ovatta acrilica e vellutino. STRUCTURE Agglomerated wood and wood multilayer. PADDING stress resistant expanded polyurethane 25kg/m<sup>3</sup> covered with acrylic wadding and velvet.</p>	<p><b>GIROLETTO / BED FRAME</b></p>  <p>GIROLETTO VERO LEGNO FRAME IN REAL WOOD</p> <p>STRUTTURA multistrato di legno. IMBOTTITURA poliuretano espanso indeformabile 25kg/m<sup>3</sup> rivestito vellutino acrilico. STRUCTURE wood multilayer. PADDING stress resistant expanded polyurethane 25kg/m<sup>3</sup> covered with acrylic velvet.</p>	<p><b>TELAIO CUSCINO POGGIARENI TESTATA HEADBOARD LUMBAR CUSHION FRAME</b></p>  <p>Cinghia elastica Elastic strap Telaio in metallo Metal frame</p>
--	--	---	---	--










## LAVORAZIONI GIROLETTO H. 5 / H. 10 / H. 25 / H. 30 CM / BED FRAME FINISHES H. 5 / H. 10 / H. 25 / H. 30 CM

<p><b>STANDARD</b></p>  <p>GIROLETTO STANDARD SE NON DIVERSAMENTE SPECIFICATO. STANDARD BED FRAME IF THERE'S NO SPECIFICATIONS.</p> <p>GIROLETTO 0 BED FRAME 0</p>	<p><b>OPTIONAL</b></p>  <p>GIROLETTO 1 BED FRAME 1</p> <p>cad. € 106</p>	 <p>GIROLETTO 1 BICOLOR BED FRAME 1 BICOLOR</p> <p>cad. € 154</p>	 <p>GIROLETTO 2 BED FRAME 2</p> <p>cad. € 117</p>	 <p>GIROLETTO 2 BICOLOR BED FRAME 2 BICOLOR</p> <p>cad. € 165</p>	 <p>GIROLETTO 3 BED FRAME 3</p> <p>cad. € 49</p>	 <p>GIROLETTO 4 BED FRAME 4</p> <p>cad. € 49</p>
---	--	---	---	---	--	--

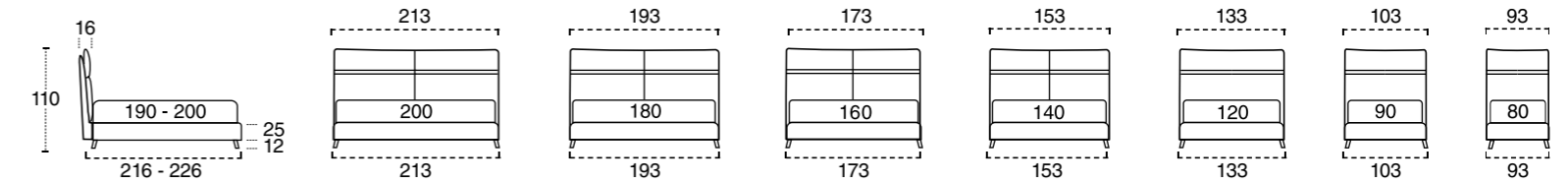
## LINUS H. 5 / H. 10 CM



### PIEDINI PER GIROLETTO H. 5/10 CM / FEET FOR BED FRAME H. 5/10 CM

<p><b>STANDARD</b> CM. 24/20</p>  <p>LEGNO.WOOD BLACK</p>	<p><b>FINITURA OPTIONAL</b></p>  <p>BIANCO NATURALE</p> <p>cad. € 10</p>	<p><b>OPTIONAL</b></p> <p><b>A</b> CM. 24/20</p>  <p>LEGNO.WOOD BLACK BIANCO NATURALE</p> <p>cad. € 17</p>	<p><b>B</b> CM. 24/20</p>  <p>LEGNO.WOOD BLACK BIANCO NATURALE</p> <p>cad. € 17</p>	<p><b>D</b> CM. 24/20</p>  <p>METALLO.METAL BLACK CROMO</p> <p>cad. € 32</p>	<p><b>E</b> CM. 24/20</p>  <p>PLEXIGLASS</p> <p>cad. € 105</p>	<p><b>T</b> CM. 24/20</p>  <p>METALLO.METAL TITANIO</p> <p>cad. € 49</p>	<p><b>U</b> CM. 24/20</p>  <p>METALLO.METAL TITANIO SOLO SU GIROLETTO H10 ONLY FOR H10 BED FRAME</p> <p>cad. € 49</p>	<p><b>FINITURA RAL</b></p>  <p>SUPPLEMENTARE PER TUTTI I PIEDI OPTIONAL FOR ALL FEET</p> <p>cad. € 24</p>
---	---	---	--	---	---	---	--	--

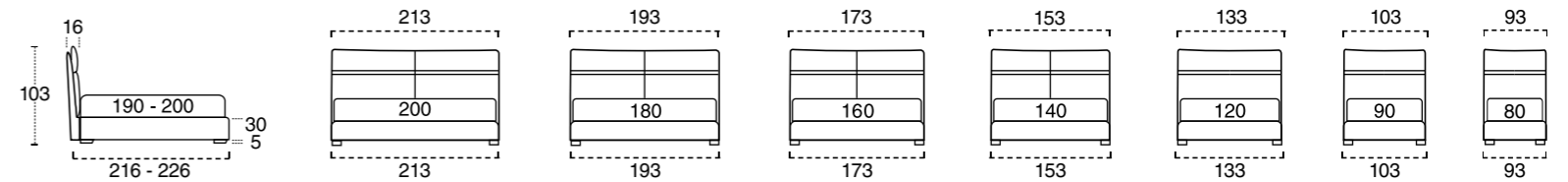
# LINUS H. 25 CM



### PIEDINI PER GIROLETTO H. 25 CM / FEET FOR BED FRAME H. 25 CM

<p><b>STANDARD</b> CM. 12</p>  <p>LEGNO.WOOD BLACK</p>	<p><b>FINITURA OPTIONAL</b></p>  <p>BIANCO NATURALE</p> <p>cad. € 10</p>	<p><b>OPTIONAL</b></p> <p><b>F</b> CM. 12</p>  <p>LEGNO.WOOD BLACK BIANCO NATURALE</p> <p>cad. € 12</p>	<p><b>G</b> CM. 12</p>  <p>METALLO.METAL BLACK CROMO</p> <p>cad. € 23</p>	<p><b>Q</b> CM. 12</p>  <p>METALLO.METAL BLACK INOX SATINATO</p> <p>cad. € 23</p>	<p><b>L</b> CM. 10</p>  <p>METALLO.METAL GRIGIO</p> <p>cad. € 27</p>	<p><b>M</b> CM. 10</p>  <p>LEGNO.WOOD BLACK BIANCO NATURALE</p> <p>cad. € 12</p>	<p><b>R</b> CM. 12</p>  <p>METALLO.METAL TITANIO</p> <p>cad. € 43</p>	<p><b>S</b> CM. 12</p>  <p>METALLO.METAL TITANIO</p> <p>cad. € 43</p>	<p><b>V</b> CM. 12</p>  <p>PLEXIGLASS</p> <p>cad. € 77</p>	<p><b>FINITURA RAL</b></p>  <p>SUPPLEMENTARE PER TUTTI I PIEDI OPTIONAL FOR ALL FEET</p> <p>cad. € 24</p>
---	---	--	--	--	---	---	--	--	---	--




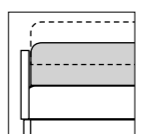
# LINUS H. 30 CM



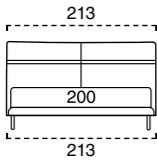

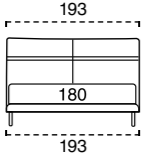

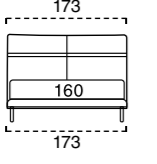

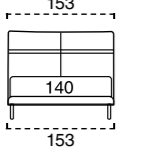

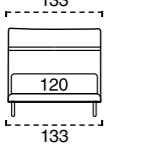

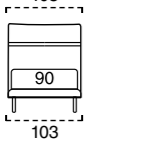

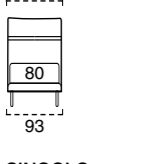

### PIEDINI PER GIROLETTO H. 30 CM / FEET FOR BED FRAME H. 30 CM

<p><b>STANDARD</b> CM. 5</p>  <p>LEGNO.WOOD BLACK</p>	<p><b>FINITURA OPTIONAL</b></p>  <p>BIANCO NATURALE</p> <p>cad. € 10</p>	<p><b>OPTIONAL</b></p> <p><b>N</b> CM. 5</p>  <p>LEGNO.WOOD BLACK BIANCO NATURALE</p> <p>cad. € 12</p>	<p><b>P</b> CM. 5</p>  <p>METALLO.METAL BLACK CROMO</p> <p>cad. € 22</p>	<p><b>L</b> CM. 10</p>  <p>METALLO.METAL GRIGIO</p> <p>cad. € 27</p>	<p><b>M</b> CM. 10</p>  <p>LEGNO.WOOD BLACK BIANCO NATURALE</p> <p>cad. € 12</p>	<p><b>C</b> CM. 12</p>  <p>LEGNO.WOOD BLACK</p> <p>cad. € 12</p>	<p><b>F</b> CM. 12</p>  <p>LEGNO.WOOD BLACK BIANCO NATURALE</p> <p>cad. € 12</p>	<p><b>FINITURA RAL</b></p>  <p>SUPPLEMENTARE PER TUTTI I PIEDI OPTIONAL FOR ALL FEET</p> <p>cad. € 24</p>
--	---	---	---	---	---	---	---	--

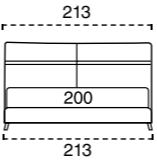

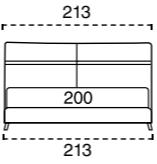

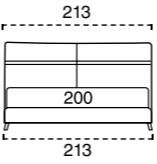

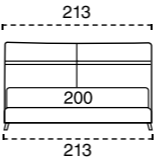

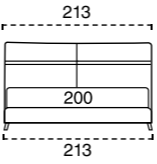

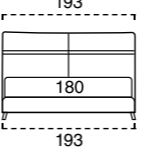

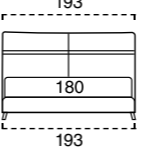

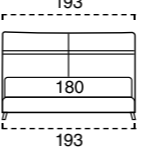

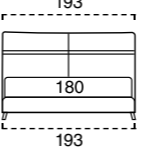

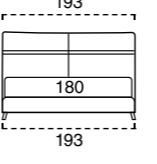

### SISTEMI PER GIROLETTO H. 25 E H. 30 CM / LIFT UP MECHANISMS FOR BED FRAME H. 25/H. 30 CM

 <p>SISTEMA ALZARETE YPSILON YPSILON LIFT-UP MECHANISM FOR BED BASE</p>	 <p>SISTEMA ALZARETE MASTER MASTER LIFT UP MECHANISM FOR BED BASE</p>	 <p>SISTEMA ALZARETE MASTER PLUS DOPIO PISTONE DI SERIE MASTER PLUS LIFT UP MECHANISM FOR BED BASE DOUBLE PISTON INCLUDED</p>	 <p>--- STANDARD — INSIDE - 6,5 CM</p> <p>cad. € 108</p>	<p>IL MATERASSO VIENE INCASSATO DI 6.5 CM ALL'INTERNO DEL GIROLETTO. DISPONIBILE SOLO SU H. 25/H. 30 CM PER SISTEMI ALZARETE Y E MASTER CON RETE STANDARD O DELUXE. MATTRESS IS RECESSED IN THE BED'S STRUCTURE FOR 6.5 CM. AVAILABLE ONLY FOR H. 25/H. 30 CM Y AND MASTER LIFTING UP MECHANISM WITH STANDARD BASE OR DELUXE BASE.</p>
--	--	--	---	--

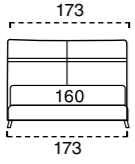
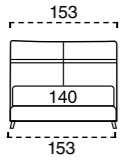
## LINUS H.5 / H.10 CM

	RETE E ALZARETE BED BASE AND LIFT-UP MECHANISM	METRI LINEARI TESSUTO FABRIC H. 140	TESSUTO / FABRIC				PELLE / LEATHER		
			TESSUTO CLIENTE CUSTOMER FABRIC	F PELLE CLIENTE CUSTOMER LEATHER	G	H	I TOSCANA NATURE	L SOFT	M LINEA
 <b>EXTRA LARGE</b> 200X200 CM	 RETE DELUXE / DELUXE BED BASE	10	2325	2550	2730	2910	3579	4044	4817
 <b>MAXI</b> 180X190/200 CM	 RETE / BED BASE STANDARD	9,5	1993	2186	2340	2495	3068	3466	4129
 <b>MATRIMONIALE</b> 160X190/200 CM	 RETE / BED BASE STANDARD	8,5	1661	1822	1950	2079	2557	2888	3441
 <b>FRANCESE</b> 140X190/200 CM	 RETE / BED BASE STANDARD	8,5	1661	1822	1950	2079	2557	2888	3441
 <b>1 PIAZZA E MEZZO</b> 120X190/200 CM	 RETE / BED BASE STANDARD	7,5	1495	1640	1755	1871	2301	2600	3097
 <b>SINGOLO</b> 90X190/200 CM	 RETE / BED BASE STANDARD	6,5	1349	1478	1580	1683	2066	2331	2773
 <b>SINGOLO</b> 80X190/200 CM	 RETE / BED BASE STANDARD	6,5	1349	1478	1580	1683	2066	2331	2773

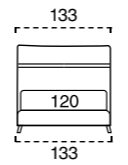
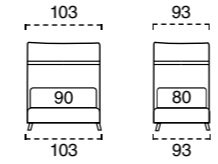
## LINUS H.25 / H.30 CM

	RETE E ALZARETE BED BASE AND LIFT-UP MECHANISM	METRI LINEARI TESSUTO FABRIC H. 140	TESSUTO / FABRIC				PELLE / LEATHER		
			TESSUTO CLIENTE CUSTOMER FABRIC	F PELLE CLIENTE CUSTOMER LEATHER	G	H	I TOSCANA NATURE	L SOFT	M LINEA
 <b>EXTRA LARGE</b> 200X200 CM	 SENZA RETE WITHOUT BED BASE	10	2042	2267	2447	2627	3296	3760	4534
 <b>EXTRA LARGE</b> 200X200 CM	 RETE DELUXE / DELUXE BED BASE	10	2325	2550	2730	2910	3579	4044	4817
 <b>EXTRA LARGE</b> 200X200 CM	 YPSILON RETE DELUXE / DELUXE BED BASE	10	2429	2654	2834	3014	3683	4148	4921
 <b>EXTRA LARGE</b> 200X200 CM	 MASTER RETE DELUXE / DELUXE BED BASE	10	2603	2828	3008	3188	3857	4322	5095
 <b>EXTRA LARGE</b> 200X200 CM	 MASTER PLUS RETE DELUXE / DELUXE BED BASE	10	2645	2870	3050	3230	3899	4364	5137
 <b>MAXI</b> 180X190/200 CM	 SENZA RETE WITHOUT BED BASE	9,5	1750	1943	2097	2252	2825	3223	3886
 <b>MAXI</b> 180X190/200 CM	 RETE / BED BASE STANDARD	9,5	1993	2186	2340	2495	3068	3466	4129
 <b>MAXI</b> 180X190/200 CM	 YPSILON RETE / BED BASE STANDARD	9,5	2097	2290	2444	2599	3172	3570	4233
 <b>MAXI</b> 180X190/200 CM	 MASTER RETE / BED BASE STANDARD	9,5	2271	2464	2618	2773	3346	3744	4407
 <b>MAXI</b> 180X190/200 CM	 MASTER PLUS RETE / BED BASE STANDARD	9,5	2313	2506	2660	2815	3388	3786	4449

LINUS H.25 / H.30 CM

	RETE E ALZARETE BED BASE AND LIFT-UP MECHANISM	METRI LINEARI TESSUTO FABRIC H. 140	TESSUTO / FABRIC				PELLE / LEATHER		
			TESSUTO CLIENTE CUSTOMER FABRIC	F PELLE CLIENTE CUSTOMER LEATHER	G	H	I TOSCANA NATURE	L SOFT	M LINEA
 <p>MATRIMONIALE 160X190/200 CM</p>	SENZA RETE WITHOUT BED BASE	8,5	1458	1619	1748	1876	2354	2686	3238
	RETE / BED BASE STANDARD	8,5	1661	1822	1950	2079	2557	2888	3441
	YPSILON RETE / BED BASE STANDARD	8,5	1771	1932	2060	2189	2667	2998	3551
	MASTER RETE / BED BASE STANDARD	8,5	1953	2114	2243	2371	2849	3181	3733
	MASTER PLUS RETE / BED BASE STANDARD	8,5	1999	2160	2288	2417	2895	3226	3779
 <p>FRANCESE 140X190/200 CM</p>	SENZA RETE WITHOUT BED BASE	8,5	1458	1619	1748	1876	2354	2686	3238
	RETE / BED BASE STANDARD	8,5	1661	1822	1950	2079	2557	2888	3441
	YPSILON RETE / BED BASE STANDARD	8,5	1771	1932	2060	2189	2667	2998	3551
	MASTER RETE / BED BASE STANDARD	8,5	1953	2114	2243	2371	2849	3181	3733
	MASTER PLUS RETE / BED BASE STANDARD	8,5	1999	2160	2288	2417	2895	3226	3779

LINUS H.25 / H.30 CM

	RETE E ALZARETE BED BASE AND LIFT-UP MECHANISM	METRI LINEARI TESSUTO FABRIC H. 140	TESSUTO / FABRIC				PELLE / LEATHER		
			TESSUTO CLIENTE CUSTOMER FABRIC	F PELLE CLIENTE CUSTOMER LEATHER	G	H	I TOSCANA NATURE	L SOFT	M LINEA
 <p>1 PIAZZA E MEZZO 120X190/200 CM</p>	SENZA RETE WITHOUT BED BASE	7,5	1313	1457	1573	1689	2119	2417	2915
	RETE / BED BASE STANDARD	7,5	1495	1640	1755	1871	2301	2600	3097
	YPSILON RETE / BED BASE STANDARD	7,5	1594	1739	1854	1970	2400	2699	3196
	MASTER RETE / BED BASE STANDARD	7,5	1758	1903	2018	2134	2564	2863	3360
	MASTER PLUS RETE / BED BASE STANDARD	7,5	1799	1944	2059	2175	2605	2904	3401
 <p>SINGOLO 90/80X190/200 CM</p>	SENZA RETE WITHOUT BED BASE	6,5	1167	1295	1398	1501	1883	2149	2591
	RETE / BED BASE STANDARD	6,5	1349	1478	1580	1683	2066	2331	2773
	YPSILON RETE / BED BASE STANDARD	6,5	1448	1577	1679	1782	2165	2430	2872
	MASTER RETE / BED BASE STANDARD	6,5	1612	1741	1844	1946	2329	2594	3036
	MASTER PLUS RETE / BED BASE STANDARD	6,5	1653	1782	1885	1987	2370	2635	3077

SAKURA

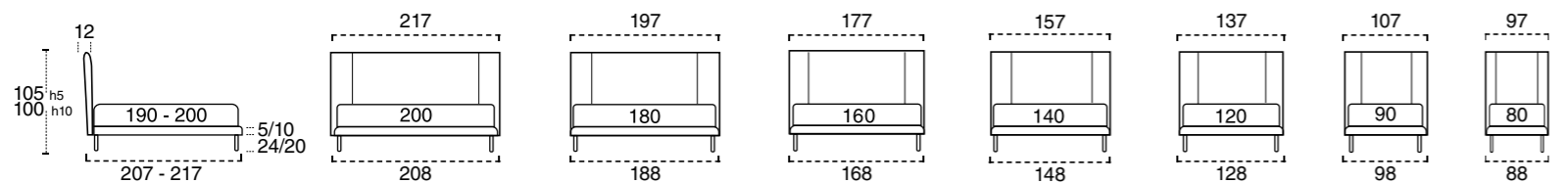


<p>TESSUTO / FABRIC</p>  <p>COMPLETAMENTE SFODERABILE COMPLETELY REMOVABLE COVERING</p>	<p>PELLE / LEATHER</p>  <p>SOLO RING SFODERABILE ONLY BED-FRAME REMOVABLE COVERING</p>	<p>TESTATA / HEADBOARD</p>  <p>STRUTTURA agglomerato di legno e multistrato di legno. IMBOTTITURA poliuretano espanso indeformabile 25kg/m<sup>3</sup> rivestito ovatta acrilica e vellutino. STRUCTURE agglomerated wood and wood multilayer. PADDING stress resistant expanded polyurethane 25kg/m<sup>3</sup> covered with acrylic wadding and velvet.</p>	<p>GIROLETTO / BED FRAME</p>  <p>GIROLETTO VERO LEGNO FRAME IN REAL WOOD</p> <p>STRUTTURA multistrato di legno. IMBOTTITURA poliuretano espanso indeformabile 25kg/m<sup>3</sup> rivestito vellutino acrilico. STRUCTURE wood multilayer. PADDING stress resistant expanded polyurethane 25kg/m<sup>3</sup> covered with acrylic velvet.</p>
---	---	--	---










LAVORAZIONI GIROLETTO H. 5 / H. 10 / H. 25 / H. 30 CM / BED FRAME FINISHES H. 5 / H. 10 / H. 25 / H. 30 CM

<p>STANDARD</p>  <p>GIROLETTO STANDARD SE NON DIVERSAMENTE SPECIFICATO. STANDARD BED FRAME IF THERE'S NO SPECIFICATIONS.</p> <p>GIROLETTO 0 BED FRAME 0</p>	<p>OPTIONAL</p>  <p>GIROLETTO 1 BED FRAME 1</p> <p>cad. € 106</p>	 <p>GIROLETTO 1 BICOLOR BED FRAME 1 BICOLOR</p> <p>cad. € 154</p>	 <p>GIROLETTO 2 BED FRAME 2</p> <p>cad. € 117</p>	 <p>GIROLETTO 2 BICOLOR BED FRAME 2 BICOLOR</p> <p>cad. € 165</p>	 <p>GIROLETTO 3 BED FRAME 3</p> <p>cad. € 48</p>	 <p>GIROLETTO 4 BED FRAME 4</p> <p>cad. € 48</p>
--	---	---	---	---	--	--

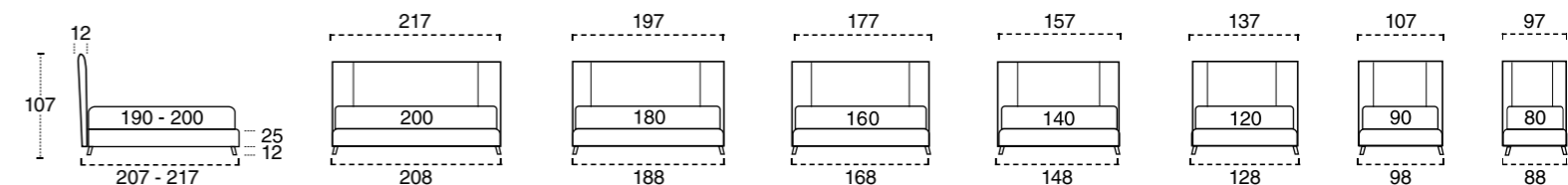
SAKURA H. 5 / H. 10 CM



PIEDINI PER GIROLETTO H. 5/10 CM / FEET FOR BED FRAME H. 5/10 CM

<p>STANDARD CM. 24/20</p>  <p>LEGNO.WOOD BLACK</p>	<p>FINITURA OPTIONAL</p>  <p>BIANCO NATURALE</p> <p>cad. € 10</p>	<p>OPTIONAL A CM. 24/20</p>  <p>LEGNO.WOOD BLACK BIANCO NATURALE</p> <p>cad. € 17</p>	<p>B CM. 24/20</p>  <p>LEGNO.WOOD BLACK BIANCO NATURALE</p> <p>cad. € 17</p>	<p>D CM. 24/20</p>  <p>METALLO.METAL BLACK CROMO</p> <p>cad. € 32</p>	<p>E CM. 24/20</p>  <p>PLEXIGLASS</p> <p>cad. € 105</p>	<p>T CM. 24/20</p>  <p>METALLO.METAL TITANIO</p> <p>cad. € 48</p>	<p>U CM. 24/20</p>  <p>METALLO.METAL SOLO SU GIROLETTO H10 ONLY FOR H10 BED FRAME</p> <p>cad. € 48</p>	<p>FINITURA RAL</p>  <p>SUPPLEMENTARE PER TUTTI I PIEDI OPTIONAL FOR ALL FEET</p> <p>cad. € 24</p>
--	--	--	---	--	---	--	---	---

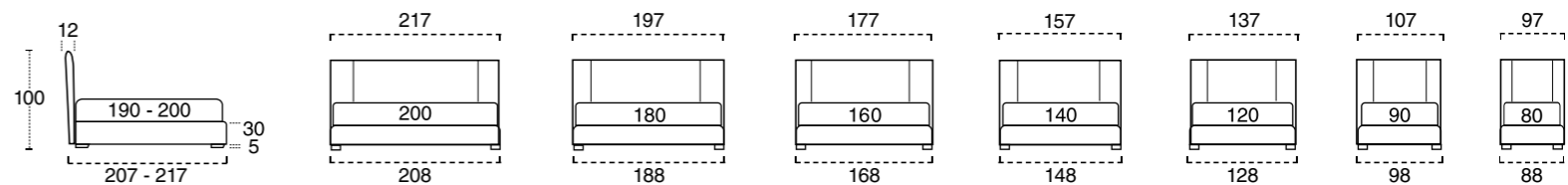
SAKURA H. 25 CM



PIEDINI PER GIROLETTO H. 25 CM / FEET FOR BED FRAME H. 25 CM

<p>STANDARD CM. 12</p>  <p>LEGNO.WOOD BLACK</p>	<p>FINITURA OPTIONAL</p>  <p>BIANCO NATURALE</p> <p>cad. € 10</p>	<p>OPTIONAL F CM. 12</p>  <p>LEGNO.WOOD BLACK BIANCO NATURALE</p> <p>cad. € 12</p>	<p>G CM. 12</p>  <p>METALLO.METAL BLACK CROMO</p> <p>cad. € 23</p>	<p>Q CM. 12</p>  <p>METALLO.METAL BLACK INOX SATINATO</p> <p>cad. € 23</p>	<p>L CM. 10</p>  <p>METALLO.METAL GRIGIO</p> <p>cad. € 27</p>	<p>M CM. 10</p>  <p>LEGNO.WOOD BLACK BIANCO NATURALE</p> <p>cad. € 12</p>	<p>R CM. 12</p>  <p>METALLO.METAL TITANIO</p> <p>cad. € 43</p>	<p>S CM. 12</p>  <p>METALLO.METAL TITANIO</p> <p>cad. € 43</p>	<p>V CM. 12</p>  <p>PLEXIGLASS</p> <p>cad. € 77</p>	<p>FINITURA RAL</p>  <p>SUPPLEMENTARE PER TUTTI I PIEDI OPTIONAL FOR ALL FEET</p> <p>cad. € 22</p>
--	--	---	---	---	--	--	---	---	--	---




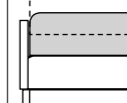
SAKURA H. 30 CM



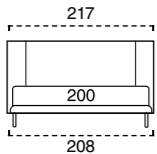

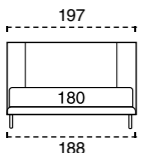

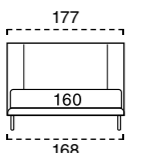

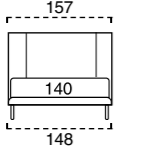

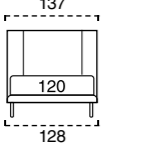

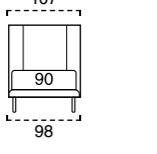

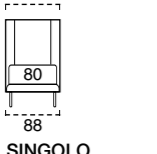

PIEDINI PER GIROLETTO H. 30 CM / FEET FOR BED FRAME H. 30 CM

<p>STANDARD CM. 5</p>  <p>LEGNO.WOOD BLACK</p>	<p>FINITURA OPTIONAL</p>  <p>BIANCO NATURALE</p> <p>cad. € 10</p>	<p>OPTIONAL N CM. 5</p>  <p>LEGNO.WOOD BLACK BIANCO NATURALE</p> <p>cad. € 12</p>	<p>P CM. 5</p>  <p>METALLO.METAL BLACK CROMO</p> <p>cad. € 21</p>	<p>L CM. 10</p>  <p>METALLO.METAL GRIGIO</p> <p>cad. € 27</p>	<p>M CM. 10</p>  <p>LEGNO.WOOD BLACK BIANCO NATURALE</p> <p>cad. € 12</p>	<p>C CM. 12</p>  <p>LEGNO.WOOD BLACK</p> <p>cad. € 12</p>	<p>F CM. 12</p>  <p>LEGNO.WOOD BLACK BIANCO NATURALE</p> <p>cad. € 12</p>	<p>FINITURA RAL</p>  <p>SUPPLEMENTARE PER TUTTI I PIEDI OPTIONAL FOR ALL FEET</p> <p>cad. € 24</p>
---	--	--	--	--	--	--	--	---

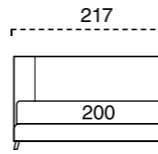

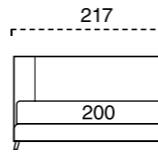

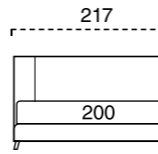

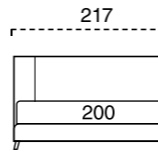

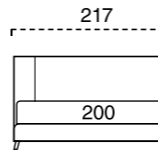

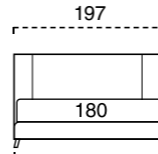

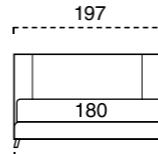

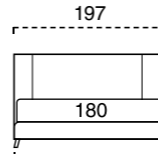

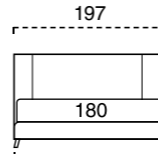

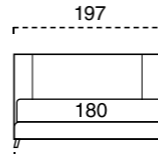

SISTEMI PER GIROLETTO H. 25 E H. 30 CM / LIFT UP MECHANISMS FOR BED FRAME H. 25/H. 30 CM

 <p>SISTEMA ALZARETE YPSILON YPSILON LIFT-UP MECHANISM FOR BED BASE</p>	 <p>SISTEMA ALZARETE MASTER MASTER LIFT UP MECHANISM FOR BED BASE</p>	 <p>SISTEMA ALZARETE MASTER PLUS DOPPIO PISTONE DI SERIE MASTER PLUS LIFT UP MECHANISM FOR BED BASE DOUBLE PISTON INCLUDED</p>	 <p>OPTIONAL GIROLETTO INSIDE / OPTIONAL INSIDE RING</p> <p>--- STANDARD — INSIDE - 6,5 CM</p> <p>cad. € 108</p>	<p>IL MATERASSO VIENE INCASSATO DI 6.5 CM ALL'INTERNO DEL GIROLETTO. DISPONIBILE SOLO SU H. 25/H. 30 CM PER SISTEMI ALZARETE Y E MASTER CON RETE STANDARD O DELUXE. MATTRESS IS RECESSED IN THE BED'S STRUCTURE FOR 6.5 CM. AVAILABLE ONLY FOR H. 25/H. 30 CM Y AND MASTER LIFTING UP MECHANISM WITH STANDARD BASE OR DELUXE BASE.</p>
--	--	---	---	--

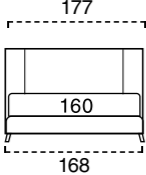
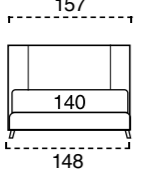
## SAKURA H.5 / H.10 CM

	RETE E ALZARETE BED BASE AND LIFT-UP MECHANISM	METRI LINEARI TESSUTO FABRIC H. 140	TESSUTO / FABRIC				PELLE / LEATHER		
			TESSUTO CLIENTE CUSTOMER FABRIC	F PELLE CLIENTE CUSTOMER LEATHER	G	H	I TOSCANA NATURE	L SOFT	M LINEA
 <p><b>EXTRA LARGE</b> 200X200 CM</p>	 RETE DELUXE / DELUXE BED BASE	7	1.956	2.087	2.191	2.296	3.057	3.510	4.264
 <p><b>MAXI</b> 180X190/200 CM</p>	 RETE / BED BASE STANDARD	6	1.676	1.788	1.878	1.969	2.620	3.009	3.655
 <p><b>MATRIMONIALE</b> 180X190/200 CM</p>	 RETE / BED BASE STANDARD	5,5	1.396	1.490	1.565	1.641	2.184	2.507	3.046
 <p><b>FRANCESE</b> 140X190/200 CM</p>	 RETE / BED BASE STANDARD	5,5	1.396	1.490	1.565	1.641	2.184	2.507	3.046
 <p><b>1 PIAZZA E MEZZO</b> 120X190/200 CM</p>	 RETE / BED BASE STANDARD	5	1.257	1.341	1.409	1.476	1.966	2.256	2.741
 <p><b>SINGOLO</b> 90X190/200 CM</p>	 RETE / BED BASE STANDARD	4,5	1.138	1.213	1.273	1.333	1.768	2.026	2.457
 <p><b>SINGOLO</b> 80X190/200 CM</p>	 RETE / BED BASE STANDARD	4,5	1.138	1.213	1.273	1.333	1.768	2.026	2.457

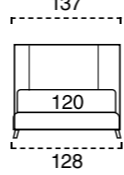
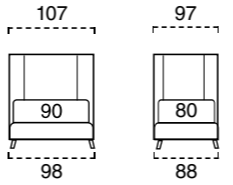
## SAKURA H.25 / H.30 CM

	RETE E ALZARETE BED BASE AND LIFT-UP MECHANISM	METRI LINEARI TESSUTO FABRIC H. 140	TESSUTO / FABRIC				PELLE / LEATHER		
			TESSUTO CLIENTE CUSTOMER FABRIC	F PELLE CLIENTE CUSTOMER LEATHER	G	H	I TOSCANA NATURE	L SOFT	M LINEA
 <p><b>EXTRA LARGE</b> 200X200 CM</p>	 SENZA RETE WITHOUT BED BASE	7,5	1.664	1.795	1.900	2.004	2.766	3.218	3.972
 <p><b>EXTRA LARGE</b> 200X200 CM</p>	 RETE DELUXE / DELUXE BED BASE	7,5	1.956	2.087	2.191	2.296	3.057	3.510	4.264
 <p><b>EXTRA LARGE</b> 200X200 CM</p>	 YPSILON RETE DELUXE / DELUXE BED BASE	7,5	2.068	2.199	2.304	2.408	3.170	3.622	4.376
 <p><b>EXTRA LARGE</b> 200X200 CM</p>	 MASTER RETE DELUXE / DELUXE BED BASE	7,5	2.256	2.387	2.492	2.596	3.358	3.810	4.564
 <p><b>EXTRA LARGE</b> 200X200 CM</p>	 MASTER PLUS RETE DELUXE / DELUXE BED BASE	7,5	2.301	2.432	2.537	2.642	3.403	3.856	4.609
 <p><b>MAXI</b> 180X190/200 CM</p>	 SENZA RETE WITHOUT BED BASE	7	1.426	1.539	1.629	1.718	2.371	2.758	3.405
 <p><b>MAXI</b> 180X190/200 CM</p>	 RETE / BED BASE STANDARD	7	1.676	1.788	1.878	1.969	2.620	3.009	3.655
 <p><b>MAXI</b> 180X190/200 CM</p>	 YPSILON RETE / BED BASE STANDARD	7	1.788	1.901	1.990	2.081	2.732	3.121	3.767
 <p><b>MAXI</b> 180X190/200 CM</p>	 MASTER RETE / BED BASE STANDARD	7	1.976	2.089	2.178	2.269	2.920	3.309	3.955
 <p><b>MAXI</b> 180X190/200 CM</p>	 MASTER PLUS RETE / BED BASE STANDARD	7	2.022	2.134	2.224	2.314	2.966	3.354	4.000

SAKURA H.25 / H.30 CM

	RETE E ALZARETE BED BASE AND LIFT-UP MECHANISM	METRI LINEARI TESSUTO FABRIC H. 140	TESSUTO / FABRIC				PELLE / LEATHER		
			TESSUTO CLIENTE CUSTOMER FABRIC	F PELLE CLIENTE CUSTOMER LEATHER	G	H	I TOSCANA NATURE	L SOFT	M LINEA
 <p>MATRIMONIALE 160X190/200 CM</p>	SENZA RETE WITHOUT BED BASE	6	1.188	1.282	1.358	1.432	1.975	2.298	2.837
	RETE / BED BASE STANDARD	6	1.396	1.490	1.565	1.641	2.184	2.507	3.046
	YPSILON RETE / BED BASE STANDARD	6	1.510	1.604	1.678	1.754	2.297	2.620	3.159
	MASTER RETE / BED BASE STANDARD	6	1.698	1.791	1.866	1.941	2.484	2.808	3.346
	MASTER PLUS RETE / BED BASE STANDARD	6	1.744	1.838	1.913	1.988	2.532	2.854	3.393
 <p>FRANCESE 140X190/200 CM</p>	SENZA RETE WITHOUT BED BASE	6	1.188	1.282	1.358	1.432	1.975	2.298	2.837
	RETE / BED BASE STANDARD	6	1.396	1.490	1.565	1.641	2.184	2.507	3.046
	YPSILON RETE / BED BASE STANDARD	6	1.510	1.604	1.678	1.754	2.297	2.620	3.159
	MASTER RETE / BED BASE STANDARD	6	1.698	1.791	1.866	1.941	2.484	2.808	3.346
	MASTER PLUS RETE / BED BASE STANDARD	6	1.744	1.838	1.913	1.988	2.532	2.854	3.393

SAKURA H.25 / H.30 CM

	RETE E ALZARETE BED BASE AND LIFT-UP MECHANISM	METRI LINEARI TESSUTO FABRIC H. 140	TESSUTO / FABRIC				PELLE / LEATHER		
			TESSUTO CLIENTE CUSTOMER FABRIC	F PELLE CLIENTE CUSTOMER LEATHER	G	H	I TOSCANA NATURE	L SOFT	M LINEA
 <p>1 PIAZZA E MEZZO 120X190/200 CM</p>	SENZA RETE WITHOUT BED BASE	5,5	1.069	1.153	1.221	1.288	1.778	2.069	2.553
	RETE / BED BASE STANDARD	5,5	1.257	1.341	1.409	1.476	1.966	2.256	2.741
	YPSILON RETE / BED BASE STANDARD	5,5	1.359	1.443	1.511	1.578	2.067	2.358	2.843
	MASTER RETE / BED BASE STANDARD	5,5	1.527	1.612	1.679	1.747	2.236	2.527	3.012
	MASTER PLUS RETE / BED BASE STANDARD	5,5	1.570	1.655	1.722	1.790	2.278	2.569	3.054
 <p>SINGOLO 90/80X190/200 CM</p>	SENZA RETE WITHOUT BED BASE	5	950	1.026	1.085	1.146	1.580	1.839	2.270
	RETE / BED BASE STANDARD	5	1.138	1.213	1.273	1.333	1.768	2.026	2.457
	YPSILON RETE / BED BASE STANDARD	5	1.240	1.315	1.375	1.435	1.869	2.129	2.560
	MASTER RETE / BED BASE STANDARD	5	1.408	1.484	1.543	1.604	2.038	2.297	2.728
	MASTER PLUS RETE / BED BASE STANDARD	5	1.450	1.526	1.585	1.646	2.080	2.339	2.770

## CUSCINI E COMPLEMENTI

### CUSCINO NYX TONDO ROUND NYX CUSHION

CLIMASOFT



Ø 40 cm

### CUSCINI NYX NYX CUSHIONS

CLIMASOFT



60 x 60 cm



50 x 50 cm



40 x 40 cm

### CUSCINO 30X60 CUSHION 30X60

CLIMASOFT



30 x 60 cm

	METRI LINEARI TESSUTO FABRIC H. 140	TESSUTO / FABRIC				PELLE / LEATHER		
		TESSUTO CLIENTE CUSTOMER FABRIC	F	G	H	I TOSCANA NATURE	L SOFT	M LINEA
 40x40 <b>CUSCINO NYX TONDO</b> ROUND NYX CUSHION	1,5	54	64	71	82	88	107	137
 60x60    50x50    40x40 <b>CUSCINI NYX</b> NYX CUSHIONS	1,5+0,3	54	64	71	82	88	107	137
 30x60 <b>CUSCINO 30X60 CM</b> CUSHION 30X60 CM	1,5+0,3	43	52	59	72	79	96	125

### RUNNER LETTO



	METRI LINEARI TESSUTO FABRIC H. 140	TESSUTO / FABRIC				PELLE / LEATHER		
		TESSUTO CLIENTE CUSTOMER FABRIC	F	G	H	I TOSCANA NATURE	L SOFT	M LINEA
PER MISURE: 80 x 190/200 90 x 190/200 120 x 190/200	3,5	236	236	236	578	578	578	578
PER MISURE: 140 x 190/200 160 x 190/200	4	283	283	283	680	680	680	680
PER MISURE: 180 x 190/200 200 x 200	5	329	329	329	785	785	785	785

### TETI



	METRI LINEARI TESSUTO FABRIC H. 140	TESSUTO / FABRIC				PELLE / LEATHER		
		TESSUTO CLIENTE CUSTOMER FABRIC	F	G	H	I TOSCANA NATURE	L SOFT	M LINEA
 45  30 45 <b>POUF</b> POUFSTOOL	1,5	447	464	477	494	524	564	628



ART DIRECTION + GRAPHIC PROJECT  
GEK COMUNICAZIONE  
STYLIST MORENA COLOMBO  
FOTO CRISTIANO PORSENNI  
LAMPADRE LUCE DESIGN EUROPA

© COPYRIGHT ROSINI NIGHT SRL SETTEMBRE 2023



ROSINI NIGHT  
VIA PIEMONTE, 15  
51039 QUARRATA (PT) ITALY  
TEL. +39 0573 1716876

INFO@ ROSININIGHT.IT  
WWW.ROSININIGHT.IT

