

LETTI



LETTI

LETTI



ADONE
46



AEDE SHARM
92



AEDE SOFT
98



AEDE STANDARD
96



AFAIA
58



CARME
22



DAFNE COVER
12



DAFNE SLIM
16



DIONISIO STANDARD
116



DIONISIO ZIP
118



ERA SOFT
42



ERA ZIP
38



GEA
80



SOMMIER
126



TALIA
70

POLTRONE



BALI
134



FLORA
135



GIACARTA
136



ISCHIA
136



MINORCA
134



SABRINA
135

POUF/CUSCINI D'ARREDO



CAPRAIA
142



CIPRO
141



IRIS
143



ISCHIA
143



JERSEY
140



KOS
141



MAIA
143



MOON
141



NAVONA
140



PROCIDA
142



SALINA
141



CUSCINI D'ARREDO
144

TAVOLINI



BILBAO
137



GATWICK
138



GRAYS
138



HEATHROW
139



STANSTED
139



TOLEDO
137

BIANCHERIA/MATERASSI/GUANCIALI/RETI



BIANCHERIA
146



MATERASSI
152



GUANCIALI
156



RETI
158



LA PASSIONE ROSINI: ESPRESSIONE DI SARTORIALITÀ

Arredare significa trasmettere agli ambienti l'impronta unica della personalità di chi li vive. La ricerca, il gusto del dettaglio e l'approccio sartoriale che caratterizzano la nostra produzione ci consentono di realizzare oggetti unici che esprimono al meglio la personalità di ognuno. Nascono così letti su misura di altissima qualità, 100% Made in Italy, confortevoli di notte, piacevoli da vivere anche in ogni momento della giornata.

Furnish means transmitting to the home environments the personality of those who live there. The research, the detail and sartoriality which characterize our range allow us to create unique pieces that represent the best everyone personality. They born in this way, high quality made to measure beds, 100% made in Italy comfortable at night and very pleasant to live in each moment of the day.

Meubler une maison veut dire transmettre à la pièce toute la personnalité de qui la vive. La recherche, le goût pour les détails, la manufacture qui caractérisent notre production, nous permettons de créer des objets uniques qui expriment la personnalité de chaque un. 100% produits en Italie, confortables pendant la nuit et très agréables à vivre pendant la journée.

CUSTOM MADE SOLUTIONS

Il letto si trasforma come noi lo vogliamo, secondo le più diverse esigenze. Che si tratti di rispondere a dimensioni sempre più contenute della testata, consentire l'accesso ai diffusi robot aspirapolvere o disporre al proprio interno un pratico contenitore, sapremo progettare il letto adatto ad ogni tipo di esigenza. Il vostro riposo è importante: per questo ce ne prendiamo cura con la massima attenzione.

The bed turns as we want it according to different needs as in case you need a smaller headboard for small spaces or to permits vacuum cleanings and also to have space inside the base. In every case we will design your bed as you need. You rest is important, we will take care of it with the maximum attention.

Le lit se transforme selon notre désir, selon nos exigences. Soit qu'il s'agit d'avoir des têtes moins évidentes ou faire passer le petit robot aspirateurs au dessous du lit ou avoir a disposition un coffre de rangement, nous serons capables de projecteur le lit suivant vos exigences. Votre relax est très important: pour ce motif on en se prend soin avec toute l'attention possible.





COLORI RAL

L'attenzione ai colori è uno dei valori della nostra produzione artigiana. La massima personalizzazione è garantita dall'ampia gamma di pelli e tessuti. I piedini possono essere ugualmente personalizzati in tutti i colori della scala RAL in coordinato con il rivestimento scelto per il letto.

Attention to colors is one of the values of our handcraft production. The customization is granted by a large variety of leathers and fabrics. Feet can be customized also, in all colors of RAL scale, coordinated with the covering chosen for the bed.

L'attention aux couleurs est un plus de notre production. La personnalisation de chaque produit est garantie grâce à la gamme des nos cuirs et tissus. Les pieds peuvent également être personnalisés avec tous les couleurs de l'échelle de ral, coordonnés avec le revêtement du lit.



RAL

RAL 3012

RAL 1013

RAL 7031

RAL 5020



DAFNE COVER/SLIM

Due versioni disponibili, un unico comune denominatore: l'originalità. Nella versione Cover stripe o line la trapunta reversibile consente la realizzazione di una testata bicolore o tono su tono. Nella versione Slim il design ritrova nella semplicità delle linee un carattere deciso, personalizzabile al massimo con nuovi abbinamenti grazie all'ampia gamma di colori disponibili.

Two versions available with a common element: originality. In the Cover stripe or line version the reversible quilt allows the realisation of a single or bi-color headboard. Instead, in the Slim version there is a simple design, customizable with the large variety of available colors.

Deux versions disponibles, un élément en commun: l'originalité. Dans la version Cover stripe ou line le matelasse réversible est produit avec une tête bi couleur ou ton sur ton. Dans la version Slim le design retrouve toute la simplicité des lignes avec un caractère plus fort, personnalisation maxi avec tous les combinaisons des couleurs disponibles.





DAFNE COVER STRIPE H 10
letto 160x200 cm_cat. G_art. Honeymoon col. 15
cover stripe_cat. G_art. Honeymoon col. 17_
piede optional A col. black

BILBAO
tavolo Ø 45 h. 45 cm_black

MINORCA
poltrona 75 cm_art. Nature col. 1783_black

JERSEY
cuscino extra large 90x90x16 cm_
cat. G_art. Honeymoon col. 17/art. Nature col. 1783

COORDINATO BIANCHERIA
sottolenzuolo+sacco copriplumino+2 federe_
art. Lara col. argento 5036 CH
coperta Derby_art. Stonewash col. Grigio chiaro 762

DAFNE COVER/SLIM

In alternativa al modello DAFNE SLIM potete scegliere la versione DAFNE COVER, caratterizzata dalla cover poliedrica che consente, con un semplice gesto, di cambiare facilmente il look al vostro letto, rendendo la testata bicolore o tono su tono. Inoltre, la cover, disponibile in ben due versioni stripe e line, praticissima da lavare, garantisce sempre il massimo dell'igiene.

Alternatively to DAFNE SLIM you can chose DAFNE COVER made with a polyedric coating that easily allows you to change your bed look with a single or bi-color covering, coating, available in two versions stripe and line, very easy to clean for granting the maximum hygiene to your bedroom.

Au lieu du modèle DAFNE SLIM vous pouvez choisir la version DAFNE COVER, caractérisé par une couverture que, avec un seul geste, vous permettez de changer votre lit en choisissant la tête en bi couleur ou ton sur ton. La couverture de la tête disponible en deux versions stripe ou line est très simple a nettoyer, en garançant l'hygiène totale.



DAFNE SLIM H10
letto 160x200 cm_cat. G_art. Honeymoon col. 15
bordino_art. Honeymoon col. 17
piede optional A col. black



DAFNE COVER STRIPE H10
letto 160x200 cm_cat. G_art. Honeymoon col. 15
cover stripe_cat. G_art. Honeymoon col. 15/17_
piede optional A col. black



DAFNE SLIM H25
letto 160x190 cm_cat. T/C_art. Penelope col. 15
bordino_cat. T/C_art. Penelope col. 25
piède standard col. black

BILBAO
tavolo Ø 45 h. 45 cm_black

CIPRO
pouf Ø 50 cm_cat. T/C_art. Penelope col. 25
pouf Ø 50 cm_cat. T/C_art. Penelope col. 13

COORDINATO BIANCHERIA
lenzuolo+sottolenzuolo+2 federe_art. Stonewash col. Cipria 394
coperta Derby_art. Stonewash col. Grigio scuro 16



DAFNE COVER LINE H25
letto 160x190 cm_cat. T/C_art. Penelope col. 15
cover line_cat. T/C_art. Penelope col. 25
piede standard col. black

BILBAO
tavolo Ø 45 h. 45 cm_black

FLORA
poltrona 63 cm_cat. T/C_art. Penelope col. 25_black

COORDINATO BIANCHERIA
lenzuolo+sottolenzuolo+2 federe_art. Stonewash col. Cipria 394
coperta Derby_art. Stonewash col. Grigio scuro 16

DAFNE COVER/SLIM

STRUTTURA GIROLETTO in multistrato di legno.

IMBOTTITURA GIROLETTO

in poliuretano espanso indeformabile densità 25kg/m³ rivestito in ovatta acrilica e vellutino.

SPESSORE GIROLETTO totale 4cm.

STRUTTURA TESTATA

agglomerato di legno e multistrato di legno.

IMBOTTITURA TESTATA

in poliuretano espanso indeformabile densità 25kg/m³ rivestito in ovatta acrilica alta resilienza.

RIVESTIMENTO completamente sfoderabile nella versione tessuto; solo ring sfoderabile nella versione pelle. Il modello può differire per alcune cuciture tra versione pelle e versione tessuto.

Nella versione Cover specificare se Cover stripe o line. La cover è di serie in due colori: un lato del colore della struttura ed un lato a scelta. Il bordino è di serie del colore a contrasto, diversamente deve essere necessariamente specificato.

BED-FRAME wood multi-layer.

BED-FRAME PADDING

undeformable polyurethane foam 25kg/m³ density covered with a top layer of acrylic waddling and velvet.

BED FRAME THICKNESS 4cm total.

HEADBOARD STRUCTURE

wood agglomeration and wood multilayer.

HEADBOARD PADDING undeformable polyurethane foam 25kg/m³ density covered with a high resistance acrylic waddling top layer.

COVERING completely removable covering in fabric version; only base removable covering in leather version. The model can have different sewings and finishings between leather and fabric version. If you chose Cover version please specify if stripe or line. The headboard covering standard has two colors: one side has the same color of the structure, one side has the color that you chose. The standard piping has the contrast color if not it has to be specified when ordering.

CADRE DE LIT feuilleté de bois.

GARNISSAGE DU CADRE DE LIT

polyuréthane expansé indéformable densité 25kg/m³ revêtement en ouate acrylique et velours.

EPAISSEUR CADRE DE LIT total 4 cm.

STRUCTURE TÊTE

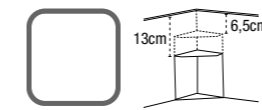
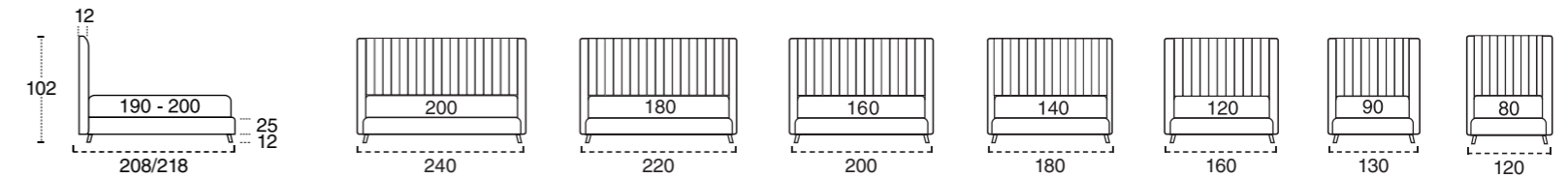
panneaux en particules et feuilleté de bois.

REMBOURRAGE TÊTE

polyuréthane expansé indéformable densité 25kg/m³ revêtement en ouate acrylique, haute résistance.

REVÊTEMENT completamente dehoussable dans la version tissu, seulement le cadre dans la version en cuir. Le modèle peut présenter des coutures différents entre la version en cuir ou en tissu. Dans la version Cover a specifier si stripe ou line. La cover est présentée en bicouleur de serie. Coté meme couleur du cadre et coté a choisir. Le passepoil est toujours en contraste autrement il faut le specifier.

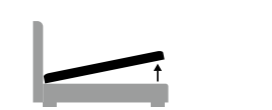
DAFNE COVER/SLIM H.25 CM



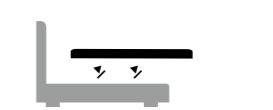
SENZA RETE: SPECIFICARE MISURA ALLOGGIO PER RETE WITHOUT BED BASE: PLEASE SPECIFY SIZE OF THE BASE
SANS SOMMIER: NOTER LA DIMENSION DU RANGE SOMMIER



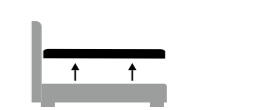
RETE STANDARD CORTINA STANDARD CORTINA BED BASE
SOMMIER STANDARD CORTINA



SISTEMA ALZARETE YPSILON YPSILON LIFT-UP MECHANISM FOR BED BASE
SYSTÈME DE RELEVAGE YPSILON



SISTEMA ALZARETE TRIPLEX TRIPLEX LIFT UP MECHANISM FOR BED BASE
SYSTÈME DE RELEVAGE TRIPLEX



SISTEMA ALZARETE MASTER MASTER LIFT UP MECHANISM FOR BED BASE
SYSTÈME DE RELEVAGE MASTER

PIEDINI PER GIROLETTO H 25 CM / FEET FOR BED FRAME H 25 / PIED POUR CADRE H25 CM



STANDARD CM. 12
LEGNO. WOOD. BOIS
BLACK



FINITURA OPTIONAL
BIANCO
NATURALE



OPTIONAL F CM. 12
LEGNO. WOOD. BOIS
BLACK
BIANCO
NATURALE



G CM. 12
METALLO. METAL
BLACK
CROMO



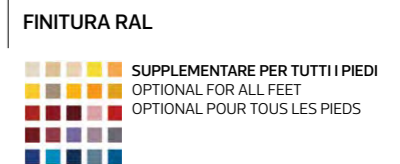
Q CM. 12
METALLO. METAL
BLACK
INOX SATINATO



L CM. 10
METALLO. METAL
GRIGIO



M CM. 10
LEGNO. WOOD. BOIS
BLACK
BIANCO
NATURALE

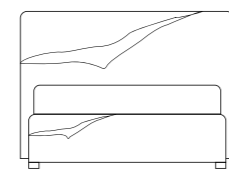


FINITURA RAL
SUPPLEMENTARE PER TUTTI I PIEDI
OPTIONAL FOR ALL FEET
OPTIONAL POUR TOUS LES PIEDS



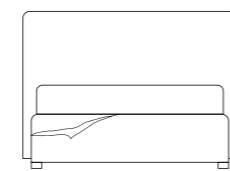
RING VERO LEGNO
FRAME IN REAL WOOD
CADRE DE LIT EN VRAI BOIS

TESSUTO / FABRIC / TISSU



COMPLETAMENTE SFODERABILE
COMPLETELY REMOVABLE COVERING
COMPLETEMENT DEHOUSSABLE

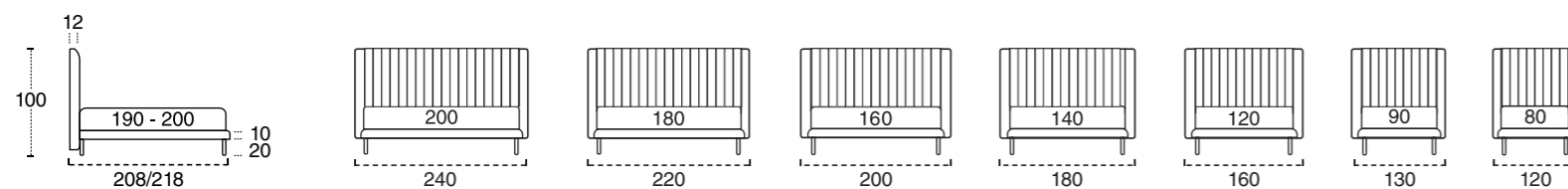
PELLE / LEATHER / CUIR



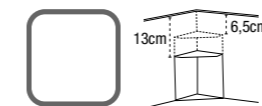
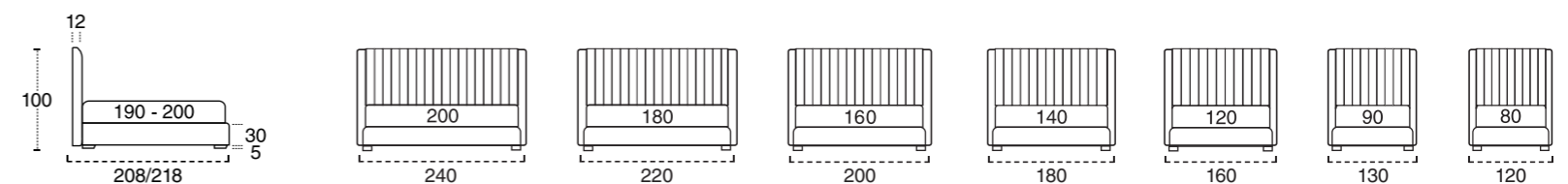
SOLO RING SFODERABILE
ONLY BED-FRAME REMOVABLE COVERING
SEULEMENT LE CADRE DE LIT EST DEHOUSSABLE

N.B. LA COVER È DISPONIBILE SOLO IN TESSUTO COVER AVAILABLE ONLY IN FABRIC
COVER DISPONIBLE QUE EN TISSU

DAFNE COVER/SLIM H.10 CM



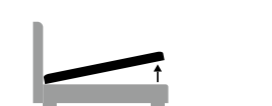
RETE STANDARD FORLÌ STANDARD FORLÌ BED BASE
SOMMIER STANDARD FORLÌ



SENZA RETE: SPECIFICARE MISURA ALLOGGIO PER RETE WITHOUT BED BASE: PLEASE SPECIFY SIZE OF THE BASE
SANS SOMMIER: NOTER LA DIMENSION DU RANGE SOMMIER



RETE STANDARD CORTINA STANDARD CORTINA BED BASE
SOMMIER STANDARD CORTINA



SISTEMA ALZARETE YPSILON YPSILON LIFT-UP MECHANISM FOR BED BASE
SYSTÈME DE RELEVAGE YPSILON

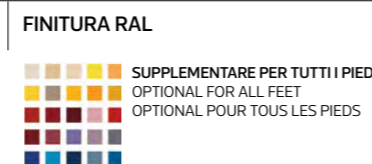
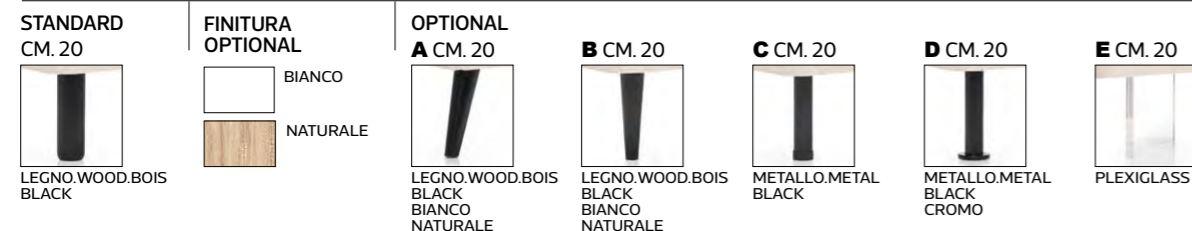


SISTEMA ALZARETE TRIPLEX TRIPLEX LIFT UP MECHANISM FOR BED BASE
SYSTÈME DE RELEVAGE TRIPLEX



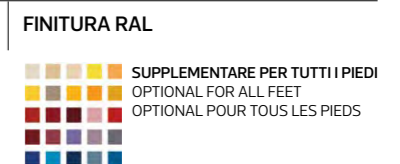

SISTEMA ALZARETE MASTER MASTER LIFT UP MECHANISM FOR BED BASE
SYSTÈME DE RELEVAGE MASTER

PIEDINI PER GIROLETTO H 10 CM / FEET FOR BED FRAME H 10 / PIED POUR CADRE H 10 CM



FINITURA RAL
SUPPLEMENTARE PER TUTTI I PIEDI
OPTIONAL FOR ALL FEET
OPTIONAL POUR TOUS LES PIEDS

PIEDINI PER GIROLETTO H 30 CM / FEET FOR BED FRAME H 30 / PIED POUR CADRE H 30 CM



FINITURA RAL
SUPPLEMENTARE PER TUTTI I PIEDI
OPTIONAL FOR ALL FEET
OPTIONAL POUR TOUS LES PIEDS

CARME

Una sofisticata testata bicolor conferisce a Carme una forte personalità, capace di apportare un tocco di originalità ad ogni ambiente. Carme può essere personalizzato a proprio piacere con svariate tipologie di tessuto e acquistare un tocco di originalità con la scelta di colori a contrasto.

A sophisticated bi-color headboard gives to Carme a strong personality able to give a touch of originality to every home space. Carme can be customized according to own needs with fabric coverings or choosing colors in contrast.

La tête du lit très élégant présentée en bi couleur donne au Carme de la personnalité capable de donner un touche d'originalité a chaque piece. Carme peut être réalisé avec des revêtements en tissu et devenir encore plus personnel avec les finitions en contraste.



CARME H25
letto 160x190 cm_cat. F_art. Shore col. Toffee
soffietto_cat. T/C_art. Penelope col. 17
piede standard col. black

ISCHIA
poltrone 77 cm_cat. F_art. Teknofibra col. 18

MAIA
panchetta 152x46 h. 36_cat. F_art. Shore col. Toffee/
fianchi_cat. T/C_art. Penelope col. 17

CIPRO
pouf Ø 50 cm_cat. F_art. Shore col. Toffee
pouf Ø 50 cm_cat. T/C_art. Penelope col. 17

COORDINATO BIANCHERIA
sottolenzuolo+2 federe_art. Lara col. Panna 210 CH
lenzuolo+trapuntino_art. Lara col. Avocado 5011 MD
coperta Euridice_art. Stonewash col. Sabbia 765



La morbidezza si concentra nell'imbottitura della testata, lasciando il frontale liscio, per una connotazione più moderna.

Softness is concentrated inside the headboard padding leaving the front part plain for a modern look.

Toute la souplesse donne par la tête de lit bien rembourré mais avec en avant lisse pour un allure contemporaine.





CARME H30
letto 160x190 cm_cat. G_art. Las Vegas 204
soffietto_cat. G_art. Las Vegas 020
piede standard col. RAL 6020 optional

HEATHROW
tavolo 50x50 h. 49 cm_marmo emperador dark lucido

FLORA
poltrona 63 cm_cat. G_art. Las Vegas 020_black

IRIS
pouf 48x48 cm_cat. G_art. Las Vegas 204_black

COORDINATO BIANCHERIA
sottolenzuolo+sacco copripiumino+2 federe_
art. Lara col. Natural 5037 CH
coperta Derby_art. Stonewash col. Grigio chiaro 762
scaldotto_cat. G_art. Las Vegas 204

CARME

STRUTTURA GIROLETTO

in multistrato di legno.

IMBOTTITURA GIROLETTO

in poliuretano espanso indeformabile densità 25kg/m³ rivestito in ovatta acrilica e vellutino.

SPESSORE GIROLETTO

totale 4cm.

STRUTTURA TESTATA

agglomerato di legno e multistrato di legno.

IMBOTTITURA TESTATA

in poliuretano espanso indeformabile densità 25kg/m³ rivestito in ovatta acrilica alta resilienza e tela in cotone.

RIVESTIMENTO

completamente sfoderabile nella versione tessuto;

NON DISPONIBILE nella versione pelle.

BED-FRAME

wood multi-layer.

BED-FRAME PADDING

undeformable polyurethane foam 25kg/m³ density covered with a top layer of acrylic wadding and velvet.

BED FRAME THICKNESS

4cm total.

HEADBOARD STRUCTURE

wood agglomeration and wood multilayer.

HEADBOARD PADDING

undeformable polyurethane foam 25kg/m³ density covered with a high resistance acrylic wadding top layer and cotton canvas.

COVERING

completely removable covering in fabric version;

NOT AVAILABLE in leather.

CADRE DE LIT

feuilleté de bois.

GARNISSAGE DU CADRE DE LIT

polyuréthane expansé indéformable densité 25kg/m³ revêtement en ouate acrylique et velours.

EPAISSEUR CADRE DE LIT

total 4 cm.

STRUCTURE TÊTE

panneaux en particules et feuilleté de bois.

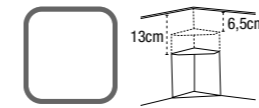
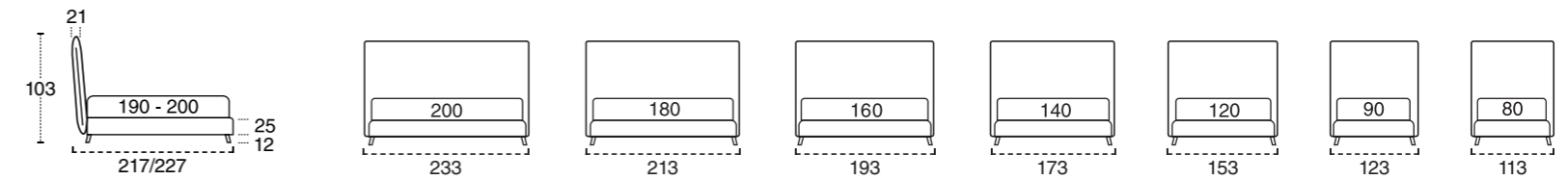
REMBOURRAGE TÊTE

Polyuréthane expansé indéformable densité 25kg/m³ revêtement en ouate acrylique, haute résistance et toile en coton.

REVÊTEMENT

complètement déhoussable dans la version en tissu. PAS DISPONIBLE en cuir.

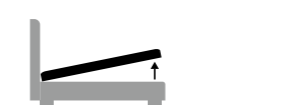
CARME H.25 CM



SENZA RETE: SPECIFICARE MISURA ALLOGGIO PER RETE
WITHOUT BED BASE: PLEASE SPECIFY SIZE OF THE BASE
SANS SOMMIER: NOTER LA DIMENSION DU RANGE SOMMIER



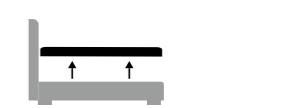
RETE STANDARD CORTINA
STANDARD CORTINA BED BASE
SOMMIER STANDARD CORTINA



SISTEMA ALZARETE YPSILON
YPSILON LIFT-UP MECHANISM FOR BED BASE
SYSTÈME DE RELEVAGE YPSILON

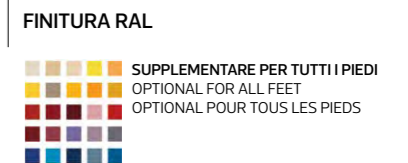


SISTEMA ALZARETE TRIPLEX
TRIPLEX LIFT UP MECHANISM FOR BED BASE
SYSTÈME DE RELEVAGE TRIPLEX

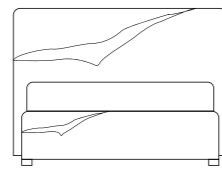


SISTEMA ALZARETE MASTER
MASTER LIFT UP MECHANISM FOR BED BASE
SYSTÈME DE RELEVAGE MASTER

PIEDINI PER GIROLETTO H 25 CM / FEET FOR BED FRAME H 25 / PIED POUR CADRE H25 CM



TESSUTO / FABRIC / TISSU

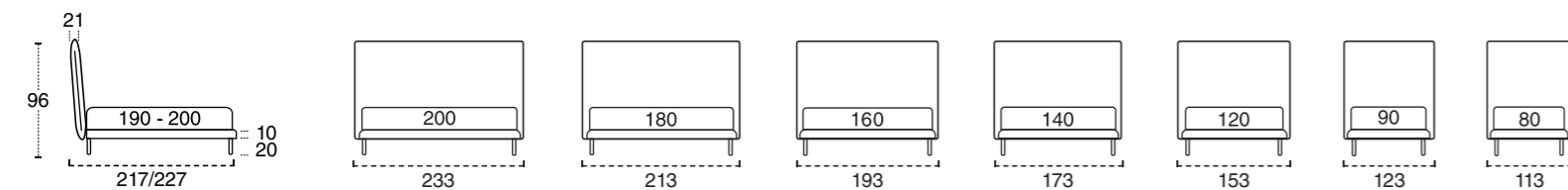


COMPLETAMENTE SFODERABILE
COMPLETELY REMOVABLE COVERING
COMPLETEMENT DEHOUSSABLE

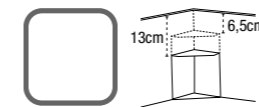
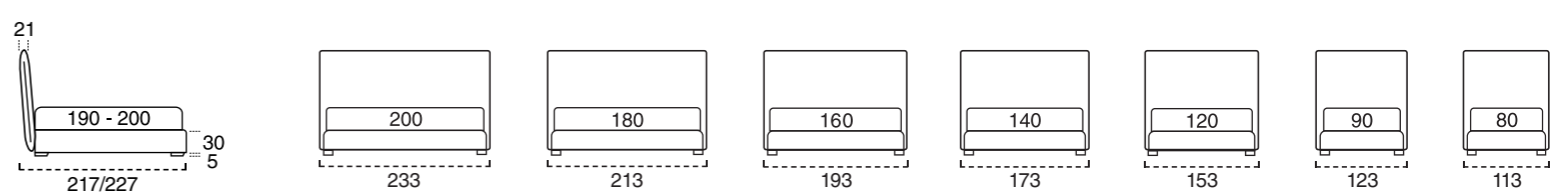


RING VERO LEGNO
FRAME IN REAL WOOD
CADRE DE LIT EN VRAI BOIS

CARME H.10 CM



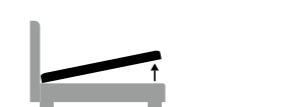
RETE STANDARD FORLI
STANDARD FORLI BED BASE
SOMMIER STANDARD FORLI



SENZA RETE: SPECIFICARE MISURA ALLOGGIO PER RETE
WITHOUT BED BASE: PLEASE SPECIFY SIZE OF THE BASE
SANS SOMMIER: NOTER LA DIMENSION DU RANGE SOMMIER



RETE STANDARD CORTINA
STANDARD CORTINA BED BASE
SOMMIER STANDARD CORTINA



SISTEMA ALZARETE YPSILON
YPSILON LIFT-UP MECHANISM FOR BED BASE
SYSTÈME DE RELEVAGE YPSILON

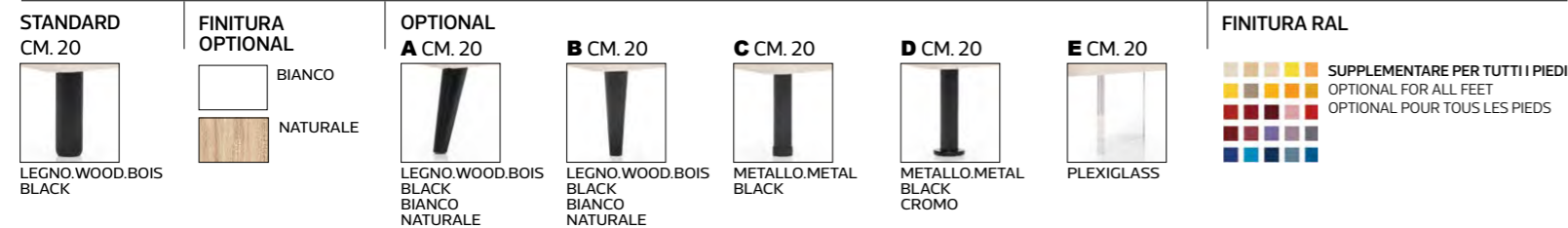


SISTEMA ALZARETE TRIPLEX
TRIPLEX LIFT UP MECHANISM FOR BED BASE
SYSTÈME DE RELEVAGE TRIPLEX




SISTEMA ALZARETE MASTER
MASTER LIFT UP MECHANISM FOR BED BASE
SYSTÈME DE RELEVAGE MASTER

PIEDINI PER GIROLETTO H 10 CM / FEET FOR BED FRAME H 10 / PIED POUR CADRE H 10 CM



PIEDINI PER GIROLETTO H 30 CM / FEET FOR BED FRAME H 30 / PIED POUR CADRE H 30 CM



ERA ELITE/SOFT/ZIP

Una testata dal comfort avvolgente disponibile in ben 3 versioni: Elite con cucitura punto cavallo per ambienti eleganti e di carattere, Zip con cerniera pressofusa colorata per un design moderno e accattivante che può essere personalizzato grazie ai tanti abbinamenti di colore disponibili, Soft assolutamente semplice ed elegante.

A comfortable headboard available in three versions: Elite with elegant sewings, Zip with a colored customizable zip suitable for modern bedrooms and Soft very elegant and simple looking.

La tête du lit est très accueillant: disponible en trois versions: Elite, avec une couture sellier élégant et avec du caractère, Zip avec fermeture éclair en plusieurs coloris à choisir pour un design moderne et personnalisable, Soft simple et élégant.



ERA ELITE H25
letto 160x190 cm_art. Nature col. 1783
cucitura punto cavallo filo corda_col. G9891
piede standard col. black

STANSTED
server 0 40 h. 49 cm_marmo calacatta oro lucido

KOS
pouf 54x54 cm_cat. T/C_art. Romeo col. 8005
pouf 54x54 cm_cat. G_art. Honeymoon col. 14

COORDINATO BIANCHERIA
lenzuolo+sottolenzuolo+2 federe_art. Stonewash col. Corda 478
coperta Derby_art. Stonewash col. Sabbia 765
scaldotto_cat. F_art. Shore col. Sky

L'originale manifattura artigiana della cucitura punto cavallo conferisce un tocco di assoluta eleganza alla testata.

The exquisite handcraft of this kind of sewing gives a touch of absolute elegance to this headboard.

La manufacture italienne est bien visible grâce a cette couture sellier qui donne une touche d'élégance a la tête du lit.





ERA ZIP H IO
letto 160x190 cm_cat. T/C_art. Romeo col. 8027
zip_col. Y250
piede optional E plexiglass
STANSTED
server Ø 40 h. 49 cm_marmo calacatta oro lucido
SALINA
pouf Ø 78 cm_cat. T/C_art. Romeo col. 8038
COORDINATO BIANCHERIA
sottolenzuolo_art. Stonewash col. Sabbia 765
sacco copripiumino+2 federe_art. Stonewash col. Grigio scuro 16
coperta Euridice_art. Stonewash col. Sabbia 765



Il particolare della zip pressofusa aggiunge un tocco originale che può essere personalizzato in una vasta gamma di colori.

This particular zip add a touch of originality and can be customized with a large variety of colors.

Le particulier de la fermeture éclair donne une touche d'originalité en choisissant parmi une importante gamme de coloris.





ERA SOFT H30
letto 160x200 cm_cat. T/C_art. Romeo col. 8024
piede standard col. black

GATWICK
tavolo Ø 50 h. 49 cm_marmo calacatta oro lucido

PROCIDA
pouf 40x40 cm_cat. G_art. Honeymoon col. 130

COORDINATO BIANCHERIA
sottolenzuolo+sacco copripiumino+2 federe_art. Stonewash col. Corda 478
coperta Derby_art. Stonewash col. Sabbia 765

ERA ELITE/SOFT/ZIP

STRUTTURA GIROLETTO

in multistrato di legno.

IMBOTTITURA GIROLETTO

in poliuretano espanso indeformabile densità 25kg/m³ rivestito in ovatta acrilica e vellutino.

SPESORE GIROLETTO totale 4cm.

STRUTTURA TESTATA

agglomerato di legno e multistrato di legno.

IMBOTTITURA TESTATA

in poliuretano espanso indeformabile densità 25kg/m³ rivestito in ovatta acrilica alta resilienza e tela in cotone.

RIVESTIMENTO

completamente sfoderabile nella versione tessuto; solo ring sfoderabile nella versione pelle. Il modello può differire per alcune cuciture tra versione pelle e versione tessuto.

ERA SOFT NON DISPONIBILE nella versione pelle.

BED-FRAME

wood multi-layer.

BED-FRAME PADDING

undeformable polyurethane foam 25kg/m³ density covered with a top layer of acrylic wadding and velvet.

BED FRAME THICKNESS 4cm total.

HEADBOARD STRUCTURE

wood agglomeration and wood multilayer.

HEADBOARD PADDING

undeformable polyurethane foam 25kg/m³ density covered with a high resistance acrylic wadding top layer and cotton canvas.

COVERING

completely removable covering in fabric version; only base removable covering in leather version. The model can have different sewings and finishings between leather and fabric version. ERA SOFT NOT AVAILABLE in leather.

CADRE DE LIT

feuilleté de bois.

GARNISSAGE DU CADRE DE LIT

polyuréthane expansé indéformable densité 25kg/m³ revêtement en ouate acrylique et velours.

EPAISSEUR CADRE DE LIT total 4 cm.

STRUCTURE TÊTE

panneaux en particules et feuilleté de bois.

REMBOURRAGE TÊTE

polyuréthane expansé indéformable densité 25kg/m³ revêtement en ouate acrylique, haute resistance et toile en coton.

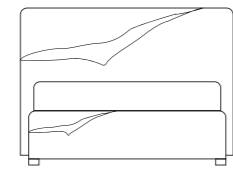
REVÊTEMENT

completamente dehoussabile dans la version tissu, seulement le cadre dans la version en cuir. Le modèle peut présenter des coutures différents entre la version en cuir ou en tissu. ERA SOFT pas disponible en cuir.



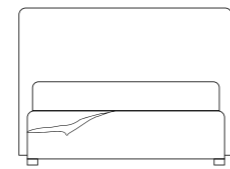
RING VERO LEGNO
FRAME IN REAL WOOD
CADRE DE LIT EN VRAI BOIS

TESSUTO / FABRIC / TISSU



COMPLETAMENTE SFODERABILE
COMPLETELY REMOVABLE COVERING
COMPLETEMENT DEHOUSSABLE

PELLE / LEATHER / CUIR



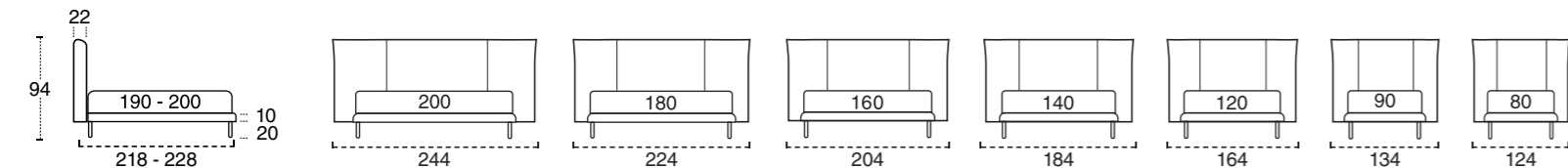
SOLO RING SFODERABILE
ONLY BED-FRAME REMOVABLE COVERING
SEULEMENT LE CADRE DE LIT EST DEHOUSSABLE

N.B.
NON DISPONIBILE NELLA
VERSIONE SOFT
NOT AVAILABLE
IN SOFT VERSION
NON DISPONIBILE DANS
LA VERSION SOFT

ZIP DISPONIBILI / AVAILABLE ZIPS / FERMETURES ECLAIRES DISPONIBLES




ERA ELITE/SOFT/ZIP H.10 CM

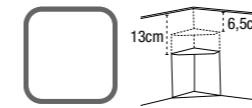
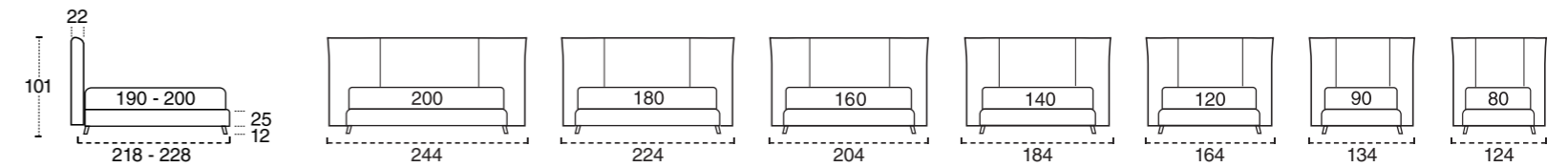


RETE STANDARD FORLI
STANDARD FORLI BED BASE
SOMMIER STANDARD FORLI

PIEDINI PER GIROLETTO H 10 CM / FEET FOR BED FRAME H 10 / PIED POUR CADRE H 10 CM



ERA ELITE/SOFT/ZIP H.25 CM



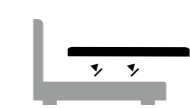
SENZA RETE: SPECIFICARE
MISURA ALLOGGIO PER RETE
WITHOUT BED BASE: PLEASE
SPECIFY SIZE OF THE BASE
SANS SOMMIER: NOTER LA
DIMENSION DU RANGE SOMMIER



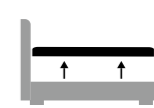
RETE STANDARD CORTINA
STANDARD CORTINA BED BASE
SOMMIER STANDARD CORTINA



SISTEMA ALZARETE YPSILON
YPSILON LIFT-UP MECHANISM
FOR BED BASE
SYSTÈME DE RELEVAGE YPSILON

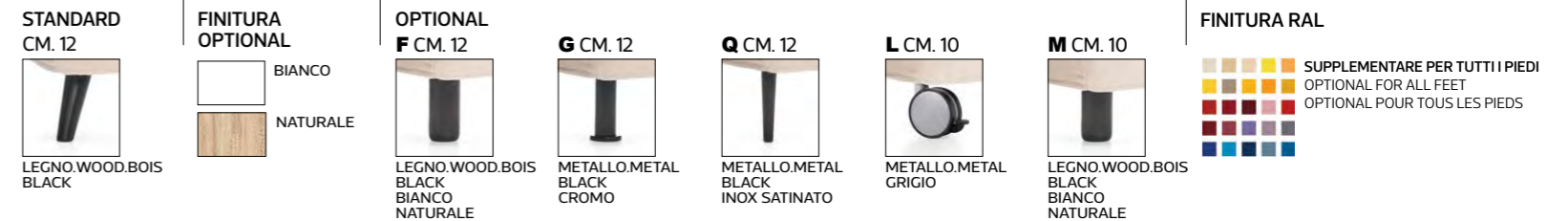


SISTEMA ALZARETE TRIPLEX
TRIPLEX LIFT UP MECHANISM
FOR BED BASE
SYSTÈME DE RELEVAGE TRIPLEX

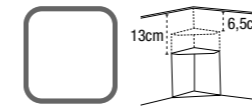
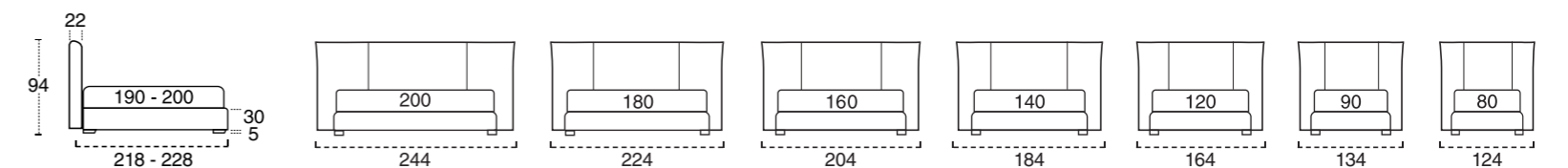


SISTEMA ALZARETE MASTER
MASTER LIFT UP MECHANISM
FOR BED BASE
SYSTÈME DE RELEVAGE MASTER

PIEDINI PER GIROLETTO H 25 CM / FEET FOR BED FRAME H 25 / PIED POUR CADRE H25 CM



ERA ELITE/SOFT/ZIP H.30 CM



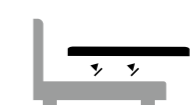
SENZA RETE: SPECIFICARE
MISURA ALLOGGIO PER RETE
WITHOUT BED BASE: PLEASE
SPECIFY SIZE OF THE BASE
SANS SOMMIER: NOTER LA
DIMENSION DU RANGE SOMMIER



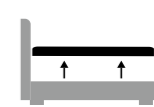
RETE STANDARD CORTINA
STANDARD CORTINA BED BASE
SOMMIER STANDARD CORTINA



SISTEMA ALZARETE YPSILON
YPSILON LIFT-UP MECHANISM
FOR BED BASE
SYSTÈME DE RELEVAGE YPSILON

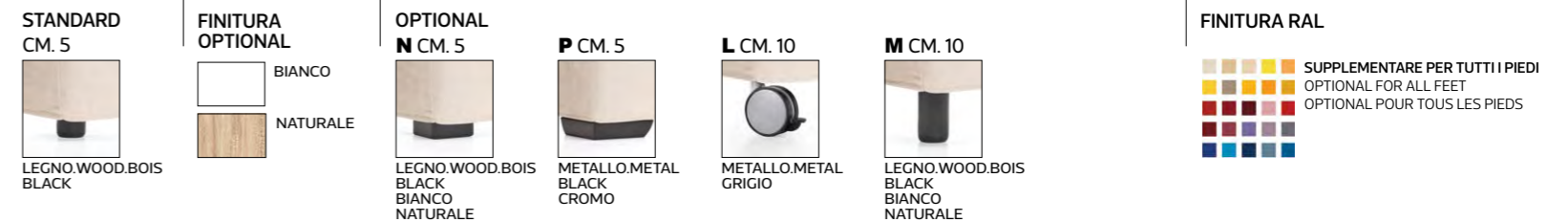


SISTEMA ALZARETE TRIPLEX
TRIPLEX LIFT UP MECHANISM
FOR BED BASE
SYSTÈME DE RELEVAGE TRIPLEX



SISTEMA ALZARETE MASTER
MASTER LIFT UP MECHANISM
FOR BED BASE
SYSTÈME DE RELEVAGE MASTER

PIEDINI PER GIROLETTO H 30 CM / FEET FOR BED FRAME H 30 / PIED POUR CADRE H 30 CM



ADONE

Un letto innovativo dal comfort avvolgente, caratterizzato da particolari meccanismi interni che consentono di muovere la testata, regalando varie posizioni per vivere il letto in modi diversi. Un dinamismo che consente, con un semplice gesto, di cambiare look alla vostra camera.

An innovative bed, comfortable and characterized by inside movements that allow to move the headboard in many positions and to live the bedroom in different moods and with different looks.

Un lit innovateur avec un confort accueillant et caractérisé par des mécanismes qui vous permettent d'adapter la tête du lit en plusieurs positionnes. Un dynamisme qui permet, avec un seul geste, de changer le look a votre chambre a coucher.



ADONE H30
letto 160x190 cm_cat. H_art. Tellaro col. 14
piede optional P col. cromo

BALI
poltrona 82 cm_cat. H_art. Tellaro col. 42_black

BILBAO
tavolo Ø 45 h. 45 cm_black

PROCIDA
pouf 40x40 cm_cat. H_art. Tellaro col. 42

COORDINATO BIANCHERIA
sottolenzuolo+sacco copripiumino_art. Stonewash col. Grigio scuro 16
2 federe_art. Stonewash col. Grigio chiaro 762
coperta Derby_art. Stonewash col. Grigio chiaro 762



ADONE H30
letto 160x190 cm_cat. H_art. Tellaro col. 14
piede optional P col. black

FLORA
poltrona 63 cm_cat. G_art. Las Vegas col. 014_black

BILBAO
tavolo Ø 45 h. 45 cm_black

PROCIDA
pouf 40x40 cm_cat. H_art. Tellaro col. 13

COORDINATO BIANCHERIA
sottolenzuolo+sacco copripiumino_art. Stonewash col. Avio 494
2 federe_art. Stonewash col. Grigio chiaro 762
coperta Derby_art. Stonewash col. Grigio chiaro 762

Il letto Adone è lo spazio ideale dove leggere e rilassarsi anche durante il giorno grazie alla morbidezza aggiuntiva che il posizionamento della testata consente.

Adone bed is the ideal place where to read and relax during all the day thanks to the movements and softness of the headboard.

Le lit Adone représente le lieu idéal ou lire ou se relaxer même pendant le jour grâce a sa souplesse et le confort que vous pouvez choisir changeant la positionne de la tête.





ADONE H25
letto 160x190 cm_cat. F_art. Shore col. Toffee
piede standard col. black

BILBAO
tavolo Ø 45 h. 45 cm_black

CAPRAIA
pouf Ø 45 h. 50 cm_cat. G_art. Las Vegas col. 027

SALINA
pouf Ø 78 cm_cat. F_art. Shore col. Toffee

COORDINATO BIANCHERIA
lenzuolo+sottolenzuolo+2 federe_art. Stonewash col. Cipria 394
coperta Derby_art. Stonewash col. Grigio scuro 16
plaid Derby_art. Stonewash col. Cipria 394
coperta Euridice_art. Stonewash col. Sabbia 765

ADONE

STRUTTURA GIROLETTO

in multistrato di legno.

IMBOTTITURA GIROLETTO

in poliuretano espanso indeformabile densità 25kg/m³ rivestito in ovatta acrilica e vellutino.

SPESORE GIROLETTO

totale 4cm.

STRUTTURA TESTATA

in multistrato di legno.

IMBOTTITURA TESTATA

in poliuretano espanso indeformabile densità 25/30kg/m³ rivestito in ovatta acrilica alta resilienza e tela in cotone.

RIVESTIMENTO

completamente sfoderabile nella versione tessuto; solo ring sfoderabile nella versione pelle. Il modello può differire per alcune cuciture tra versione pelle e versione tessuto.

BED-FRAME

wood multi-layer.

BED-FRAME PADDING

undeformable polyurethane foam 25kg/m³ density covered with a top layer of acrylic wadding and velvet.

BED FRAME THICKNESS

4cm total.

HEADBOARD STRUCTURE

wood multilayer.

HEADBOARD PADDING

undeformable polyurethane foam 25/30kg/m³ density covered with a high resistance acrylic wadding top layer and cotton canvas.

COVERING

completely removable covering in fabric version; only base removable covering in leather version. The model can have different sewings and finishings between leather and fabric version.

CADRE DE LIT

feuilleté de bois.

GARNISSAGE DU CADRE DE LIT

polyuréthane expansé indéformable densité 25kg/m³ revêtement en ouate acrylique et velours.

EPAISSEUR CADRE DE LIT

total 4 cm.

STRUCTURE TÊTE

feuilleté de bois.

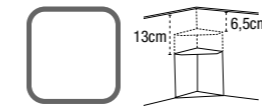
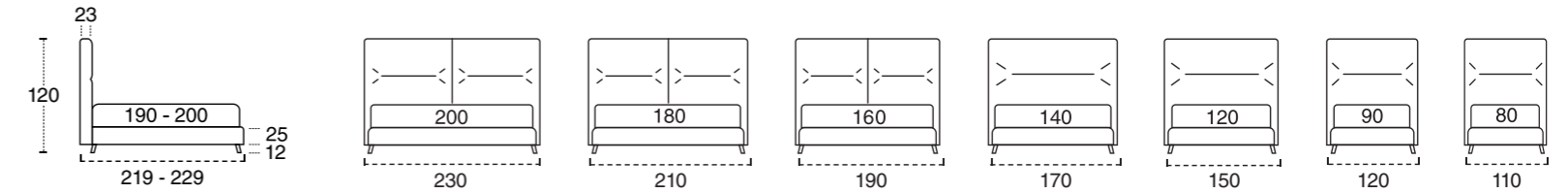
REMBOURRAGE TÊTE

Polyuréthane expansé indéformable densité 25/30kg/m³ revêtement en ouate acrylique, haute résistance et toile en coton.

REVÊTEMENT

completamente dehoussable dans la version tissu, seulement le cadre dans la version en cuir. Le modèle peut présenter des coutures différents entre la version en cuir ou en tissu.

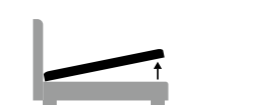
ADONE H.25 CM



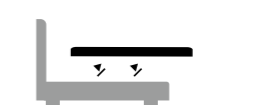
SENZA RETE: SPECIFICARE MISURA ALLOGGIO PER RETE WITHOUT BED BASE: PLEASE SPECIFY SIZE OF THE BASE SANS SOMMIER: NOTER LA DIMENSION DU RANGE SOMMIER



RETE STANDARD CORTINA STANDARD CORTINA BED BASE SOMMIER STANDARD CORTINA



SISTEMA ALZARETE YPSILON YPSILON LIFT-UP MECHANISM FOR BED BASE SYSTÈME DE RELEVAGE YPSILON



SISTEMA ALZARETE TRIPLEX TRIPLEX LIFT UP MECHANISM FOR BED BASE SYSTÈME DE RELEVAGE TRIPLEX



SISTEMA ALZARETE MASTER MASTER LIFT UP MECHANISM FOR BED BASE SYSTÈME DE RELEVAGE MASTER

PIEDINI PER GIROLETTO H 25 CM / FEET FOR BED FRAME H 25 / PIED POUR CADRE H25 CM



LEGNO.WOOD.BOIS BLACK



BIANCO NATURALE



LEGNO.WOOD.BOIS BLACK



METALLO.METAL BLACK CROMO



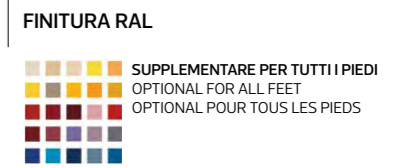
METALLO.METAL BLACK INOX SATINATO



METALLO.METAL GRIGIO

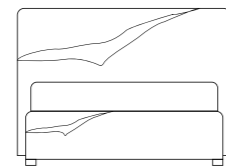


LEGNO.WOOD.BOIS BLACK BIANCO NATURALE



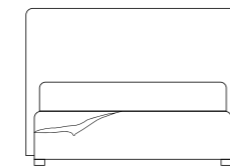
FINITURA RAL SUPPLEMENTARE PER TUTTI I PIEDI OPTIONAL FOR ALL FEET OPTIONAL POUR TOUS LES PIEDS

TESSUTO / FABRIC / TISSU



COMPLETAMENTE SFODERABILE COMPLETELY REMOVABLE COVERING COMPLETEMENT DEHOUSSABLE

PELLE / LEATHER / CUIR



SOLO RING SFODERABILE ONLY BED-FRAME REMOVABLE COVERING SEULEMENT LE CADRE DE LIT EST DEHOUSSABLE

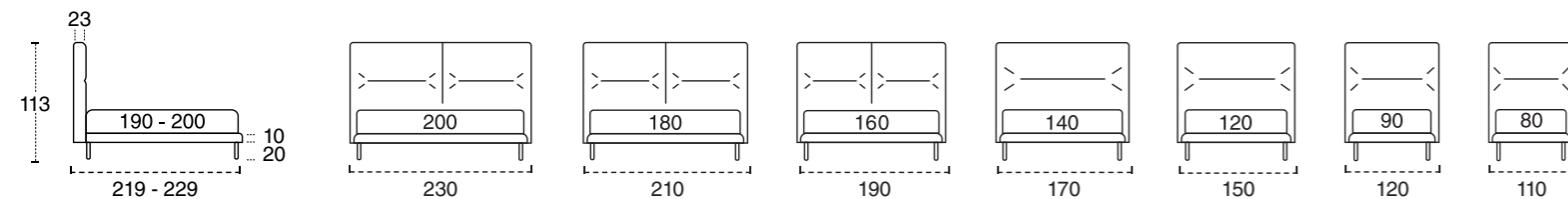


RING VERO LEGNO FRAME IN REAL WOOD CADRE DE LIT EN VRAI BOIS

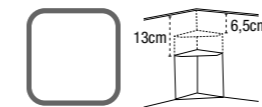
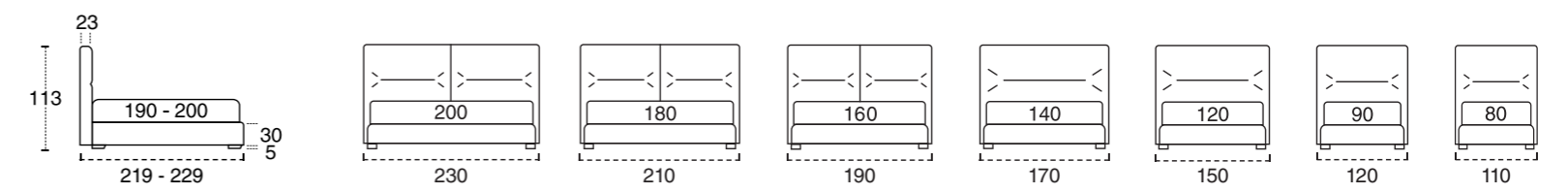


STRUTTURA VERO LEGNO REAL WOOD STRUCTURE STRUCTURE EN VRAI BOIS

ADONE H.10 CM



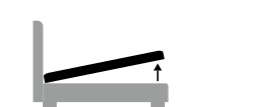
RETE STANDARD FORLI STANDARD FORLI BED BASE SOMMIER STANDARD FORLI



SENZA RETE: SPECIFICARE MISURA ALLOGGIO PER RETE WITHOUT BED BASE: PLEASE SPECIFY SIZE OF THE BASE SANS SOMMIER: NOTER LA DIMENSION DU RANGE SOMMIER



RETE STANDARD CORTINA STANDARD CORTINA BED BASE SOMMIER STANDARD CORTINA



SISTEMA ALZARETE YPSILON YPSILON LIFT-UP MECHANISM FOR BED BASE SYSTÈME DE RELEVAGE YPSILON

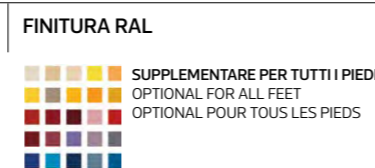
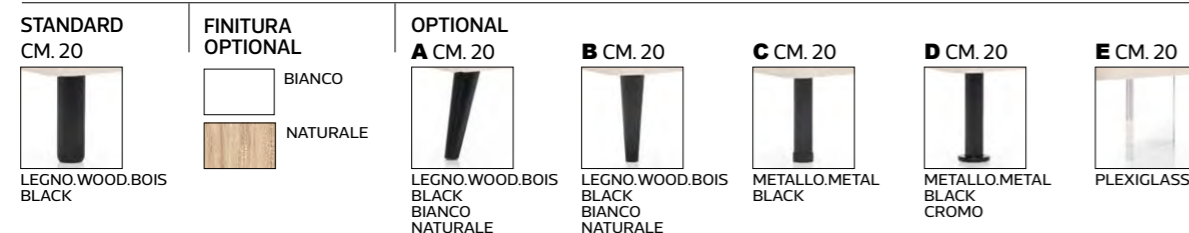


SISTEMA ALZARETE TRIPLEX TRIPLEX LIFT UP MECHANISM FOR BED BASE SYSTÈME DE RELEVAGE TRIPLEX



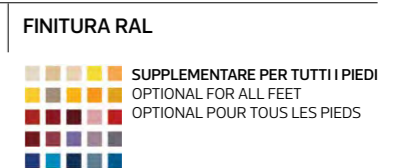
SISTEMA ALZARETE MASTER MASTER LIFT UP MECHANISM FOR BED BASE SYSTÈME DE RELEVAGE MASTER

PIEDINI PER GIROLETTO H 10 CM / FEET FOR BED FRAME H 10 / PIED POUR CADRE H 10 CM



FINITURA RAL SUPPLEMENTARE PER TUTTI I PIEDI OPTIONAL FOR ALL FEET OPTIONAL POUR TOUS LES PIEDS

PIEDINI PER GIROLETTO H 30 CM / FEET FOR BED FRAME H 30 / PIED POUR CADRE H 30 CM



FINITURA RAL SUPPLEMENTARE PER TUTTI I PIEDI OPTIONAL FOR ALL FEET OPTIONAL POUR TOUS LES PIEDS

AFAIA

Un design di grande equilibrio crea geometrie accoglienti per una raffinata visione della zona notte. La testata imbottita fornisce un valido punto d'appoggio per un letto tutto da vivere, dove leggere, ascoltare la playlist preferita o rilassarsi guardando una serie TV.

A high balanced design creates cozy geometries for your bedroom. The padded headboard gives a support for reading, listening to music or relaxing while watching TV.

Design équilibré pour créer des géométries accueillants qui donnent une allure raffinée a votre chambre à coucher.





AFAIA HIO
letto 160x200 cm_art. Linea col. 663
piede optional E plexiglass

ISCHIA
poltrone 77 cm_cat. G_art. Honeymoon col. 14

COORDINATO BIANCHERIA
sottolenzuolo+sacco copripiumino+2 federe_art. Stonewash col. Grigio scuro 16
coperta Derby_art. Stonewash col. Sabbia 765

Il letto sembra librarsi nell'aria
nella versione con i raffinati piedini in plexiglass,
che creano un interessante effetto sospensione.

The bed seems to get rid into the air in this version
with plexiglass feet, very refined,
the bed looks like suspended.

Dans la version avec pieds en plexiglass
le lit semble être suspendu
dans les aires.





AFAIA H25
letto 160x190 cm_cat. T/C_art. Penelope col. 21
piede optional Q col. black

SALINA
pouf Ø 78 cm_cat. F_art. Shore col. Elephant

COORDINATO BIANCHERIA
sottolenzuolo+2 federe_art. Stonewash col. Bianco
sacco copripiumino_art. Stonewash col. Grigio chiaro 762

L'imbottitura pieghevole della testata conferisce
un inedito dinamismo all'insieme letto.

The folded padding of the headboard gives
dynamism to the bed.

Le rembourrage plié de la tête du lit lui donne
un dynamisme contemporaine.



AFAIA

STRUTTURA GIROLETTO

in multistrato di legno.

IMBOTTITURA GIROLETTO

in poliuretano espanso indeformabile densità 25kg/m³ rivestito in ovatta acrilica e vellutino.

SPESORE GIROLETTO

totale 4cm.

STRUTTURA TESTATA

agglomerato di legno e multistrato di legno.

IMBOTTITURA TESTATA

in poliuretano espanso indeformabile densità 25kg/m³ rivestito in ovatta acrilica alta resilienza e tela in cotone.

RIVESTIMENTO

completamente sfoderabile nella versione tessuto; solo ring sfoderabile nella versione pelle. Il modello può differire per alcune cuciture tra versione pelle e versione tessuto.

BED-FRAME

wood multi-layer.

BED-FRAME PADDING

undeformable polyurethane foam 25kg/m³ density covered with a top layer of acrylic wadding and velvet.

BED FRAME THICKNESS

4cm total.

HEADBOARD STRUCTURE

wood agglomeration and wood multilayer.

HEADBOARD PADDING

undeformable polyurethane foam 25kg/m³ density covered with a high resistance acrylic wadding top layer and cotton canvas.

COVERING

completely removable covering in fabric version; only base removable covering in leather version. The model can have different sewings and finishings between leather and fabric version.

CADRE DE LIT

feuilleté de bois.

GARNISSAGE DU CADRE DE LIT

polyuréthane expansé indéformable densité 25kg/m³ revêtement en ouate acrylique et velours.

EPAISSEUR CADRE DE LIT

total 4 cm.

STRUCTURE TÊTE

panneaux en particules et feuilleté de bois.

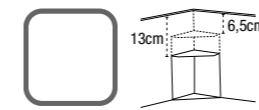
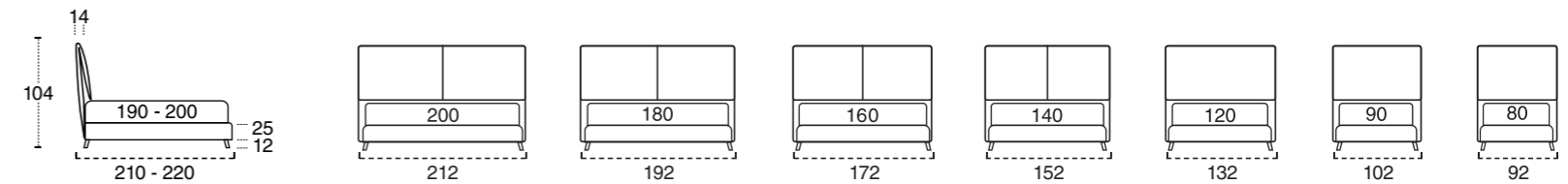
REMBOURRAGE TÊTE

Polyuréthane expansé indéformable densité 25kg/m³ revêtement en ouate acrylique, haute résistance et toile en coton.

REVÊTEMENT

completamente dehoussabile dans la version tissu, seulement le cadre dans la version en cuir. Le modèle peut présenter des coutures différents entre la version en cuir ou en tissu.

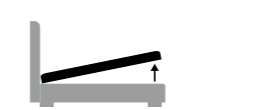
AFAIA H.25 CM



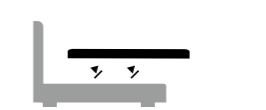
SENZA RETE: SPECIFICARE MISURA ALLOGGIO PER RETE WITHOUT BED BASE: PLEASE SPECIFY SIZE OF THE BASE SANS SOMMIER: NOTER LA DIMENSION DU RANGE SOMMIER



RETE STANDARD CORTINA STANDARD CORTINA BED BASE SOMMIER STANDARD CORTINA



SISTEMA ALZARETE YPSILON YPSILON LIFT-UP MECHANISM FOR BED BASE SYSTÈME DE RELEVAGE YPSILON



SISTEMA ALZARETE TRIPLEX TRIPLEX LIFT UP MECHANISM FOR BED BASE SYSTÈME DE RELEVAGE TRIPLEX



SISTEMA ALZARETE MASTER MASTER LIFT UP MECHANISM FOR BED BASE SYSTÈME DE RELEVAGE MASTER

PIEDINI PER GIROLETTO H 25 CM / FEET FOR BED FRAME H 25 / PIED POUR CADRE H25 CM

STANDARD CM. 12



LEGNO.WOOD.BOIS BLACK

FINITURA OPTIONAL



BIANCO NATURALE

OPTIONAL F CM. 12



LEGNO.WOOD.BOIS BLACK BIANCO NATURALE

G CM. 12



METALLO.METAL BLACK CROMO

Q CM. 12



METALLO.METAL BLACK INOX SATINATO

L CM. 10



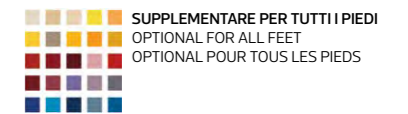
METALLO.METAL GRIGIO

M CM. 10



LEGNO.WOOD.BOIS BLACK BIANCO NATURALE

FINITURA RAL

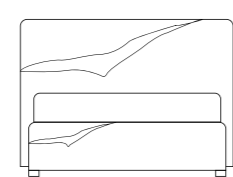


SUPPLEMENTARE PER TUTTI I PIEDI OPTIONAL FOR ALL FEET OPTIONAL POUR TOUS LES PIEDS



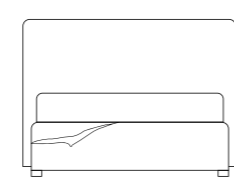
RING VERO LEGNO FRAME IN REAL WOOD CADRE DE LIT EN VRAI BOIS

TESSUTO / FABRIC / TISSU



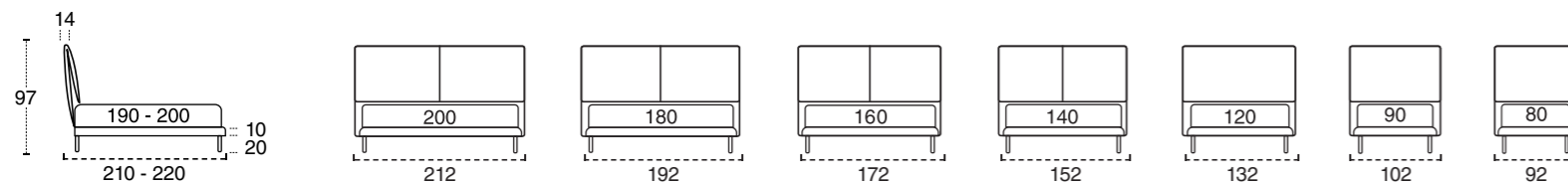
COMPLETAMENTE SFODERABILE COMPLETELY REMOVABLE COVERING COMPLETEMENT DEHOUSSABLE

PELLE / LEATHER / CUIR

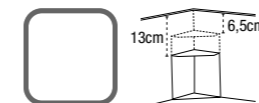
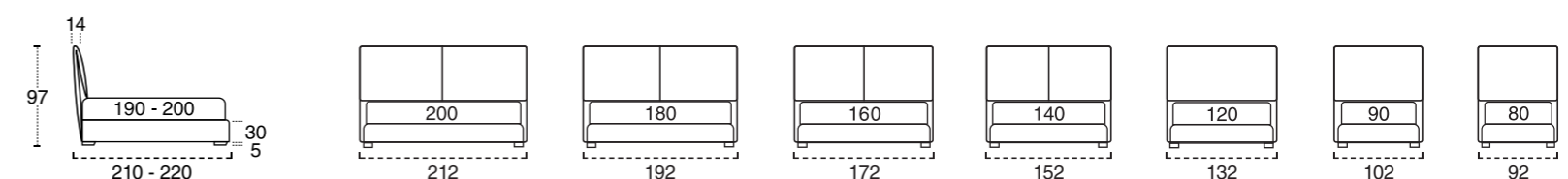


SOLO RING SFODERABILE ONLY BED-FRAME REMOVABLE COVERING SEULEMENT LE CADRE DE LIT EST DEHOUSSABLE

AFAIA H.10 CM



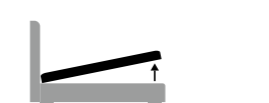
RETE STANDARD FORLI STANDARD FORLI BED BASE SOMMIER STANDARD FORLI



SENZA RETE: SPECIFICARE MISURA ALLOGGIO PER RETE WITHOUT BED BASE: PLEASE SPECIFY SIZE OF THE BASE SANS SOMMIER: NOTER LA DIMENSION DU RANGE SOMMIER



RETE STANDARD CORTINA STANDARD CORTINA BED BASE SOMMIER STANDARD CORTINA



SISTEMA ALZARETE YPSILON YPSILON LIFT-UP MECHANISM FOR BED BASE SYSTÈME DE RELEVAGE YPSILON



SISTEMA ALZARETE TRIPLEX TRIPLEX LIFT UP MECHANISM FOR BED BASE SYSTÈME DE RELEVAGE TRIPLEX



SISTEMA ALZARETE MASTER MASTER LIFT UP MECHANISM FOR BED BASE SYSTÈME DE RELEVAGE MASTER

PIEDINI PER GIROLETTO H 10 CM / FEET FOR BED FRAME H 10 / PIED POUR CADRE H 10 CM

STANDARD CM. 20



LEGNO.WOOD.BOIS BLACK

FINITURA OPTIONAL



BIANCO NATURALE

OPTIONAL A CM. 20



LEGNO.WOOD.BOIS BLACK BIANCO NATURALE

B CM. 20



LEGNO.WOOD.BOIS BLACK BIANCO NATURALE

C CM. 20



METALLO.METAL BLACK

D CM. 20



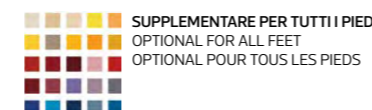
METALLO.METAL BLACK CROMO

E CM. 20



PLEXIGLASS

FINITURA RAL



SUPPLEMENTARE PER TUTTI I PIEDI OPTIONAL FOR ALL FEET OPTIONAL POUR TOUS LES PIEDS

PIEDINI PER GIROLETTO H 30 CM / FEET FOR BED FRAME H 30 / PIED POUR CADRE H 30 CM

STANDARD CM. 5



LEGNO.WOOD.BOIS BLACK

FINITURA OPTIONAL



BIANCO NATURALE

OPTIONAL N CM. 5



LEGNO.WOOD.BOIS BLACK BIANCO NATURALE

P CM. 5



METALLO.METAL BLACK CROMO

L CM. 10



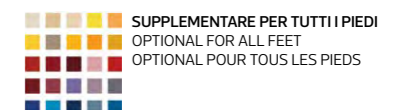
METALLO.METAL GRIGIO

M CM. 10



LEGNO.WOOD.BOIS BLACK BIANCO NATURALE

FINITURA RAL



SUPPLEMENTARE PER TUTTI I PIEDI OPTIONAL FOR ALL FEET OPTIONAL POUR TOUS LES PIEDS

TALIA

Una rigorosa morbidezza per un letto caratterizzato da linee smussate che stemperano il rigore di un design di grande essenzialità. Ne risulta un letto accogliente, dal gusto contemporaneo adatto a tutti gli stili che invita decisamente al relax.

A particular softness for a bed with round shapes that gives essentiality to this design. It is a cozy bed with contemporary touch suitable for all styles.

Rigueur et souplesse pour un lit caractérisé par un design essentiel adouci par des lignes arrondies. Le résultat est un lit vraiment confortable du goût contemporain qui peut s'adapter à tous les styles et que vous invite au relax.





TALIA H30
letto 160x190 cm_cat. T/C_art. Penelope col. 24
piede standard col. black

CIPRO
pouf Ø 50 cm_cat. T/C_art. Penelope col. 21

COORDINATO BIANCHERIA
sottolenzuolo+sacco copripiumino+2 federe+plaid Derby_art. Stonewash col. Bianco
2 federe+coperta Derby_art. Stonewash col. Grigio chiaro 762





TALIA H25
letto 160x200 cm_cat. G_art. Las Vegas 020
piede standard col. black

TOLEDO
tavoli 40x40 h. 56 cm_black

MINORCA
poltrona 75 cm_art. Nature col. 1782_black

COORDINATO BIANCHERIA
sottolenzuolo+2 federe_art. Lara col. Panna 210 CH
sacco copripiumino_+2 federe_art. Lara col. Tortora 1506 MD
coperta Derby_art. Stonewash col. Corda 478

TALIA

STRUTTURA GIROLETTO

in multistrato di legno.

IMBOTTITURA GIROLETTO

in poliuretano espanso indeformabile densità 25kg/m³ rivestito in ovatta acrilica e vellutino.

SPESORE GIROLETTO

totale 4cm.

STRUTTURA TESTATA

agglomerato di legno e multistrato di legno.

IMBOTTITURA TESTATA

in poliuretano espanso indeformabile densità 25kg/m³ rivestito in ovatta acrilica alta resilienza e tela in cotone.

RIVESTIMENTO

completamente sfoderabile nella versione tessuto; solo ring sfoderabile nella versione pelle. Il modello può differire per alcune cuciture tra versione pelle e versione tessuto.

BED-FRAME

wood multi-layer.

BED-FRAME PADDING

undeformable polyurethane foam 25kg/m³ density covered with a top layer of acrylic wadding and velvet.

BED FRAME THICKNESS

4cm total.

HEADBOARD STRUCTURE

wood agglomeration and wood multilayer.

HEADBOARD PADDING

undeformable polyurethane foam 25kg/m³ density covered with a high resistance acrylic wadding top layer and cotton canvas.

COVERING

completely removable covering in fabric version; only base removable covering in leather version. The model can have different sewings and finishings between leather and fabric version.

CADRE DE LIT

feuilleté de bois.

GARNISSAGE DU CADRE DE LIT

polyuréthane expansé indéformable densité 25kg/m³ revêtement en ouate acrylique et velours.

EPAISSEUR CADRE DE LIT

total 4 cm.

STRUCTURE TÊTE

panneaux en particules et feuilleté de bois.

REMBOURRAGE TÊTE

Polyuréthane expansé indéformable densité 25kg/m³ revêtement en ouate acrylique, haute résistance et toile en coton.

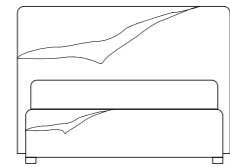
REVÊTEMENT

completamente dehoussabile dans la version tissu, seulement le cadre dans la version en cuir. Le modèle peut présenter des coutures différents entre la version en cuir ou en tissu.



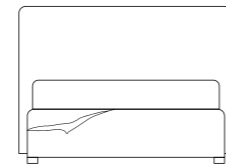
RING VERO LEGNO
FRAME IN REAL WOOD
CADRE DE LIT EN VRAI BOIS

TESSUTO / FABRIC / TISSU



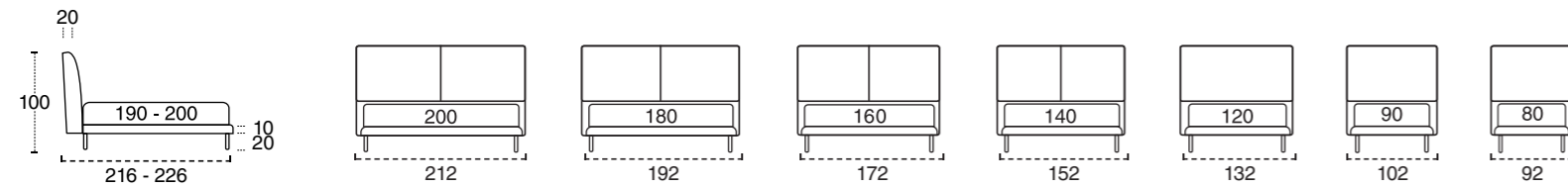
COMPLETAMENTE SFODERABILE
COMPLETELY REMOVABLE COVERING
COMPLETEMENT DEHOUSSABLE

PELLE / LEATHER / CUIR



SOLO RING SFODERABILE
ONLY BED-FRAME REMOVABLE COVERING
SEULEMENT LE CADRE DE LIT EST DEHOUSSABLE

TALIA H.10 CM

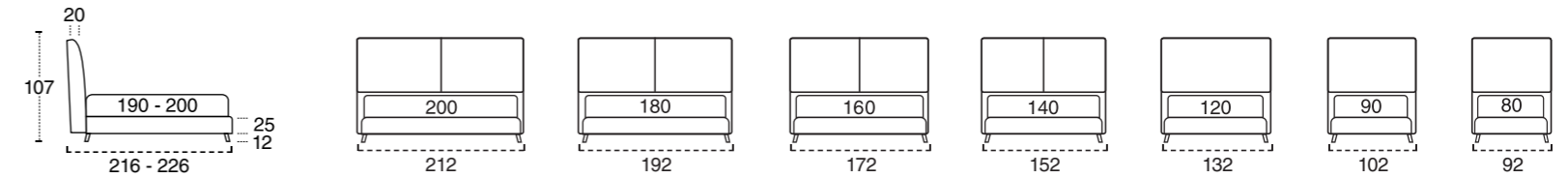


RETE STANDARD FORLI
STANDARD FORLI BED BASE
SOMMIER STANDARD FORLI

PIEDINI PER GIROLETTO H 10 CM / FEET FOR BED FRAME H 10 / PIED POUR CADRE H 10 CM

STANDARD CM. 20	FINITURA OPTIONAL	OPTIONAL A CM. 20	B CM. 20	C CM. 20	D CM. 20	E CM. 20	FINITURA RAL
	BIANCO NATURALE						
LEGNO.WOOD.BOIS BLACK		LEGNO.WOOD.BOIS BLACK BIANCO NATURALE	LEGNO.WOOD.BOIS BLACK BIANCO NATURALE	METALLO.METAL BLACK	METALLO.METAL BLACK CROMO	PLEXIGLASS	SUPPLEMENTARE PER TUTTI I PIEDI OPTIONAL FOR ALL FEET OPTIONAL POUR TOUS LES PIEDS

TALIA H.25 CM



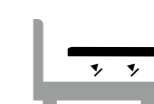
SENZA RETE: SPECIFICARE
MISURA ALLOGGIO PER RETE
WITHOUT BED BASE: PLEASE
SPECIFY SIZE OF THE BASE
SANS SOMMIER: NOTER LA
DIMENSION DU RANGE SOMMIER



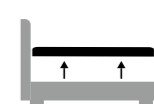
RETE STANDARD CORTINA
STANDARD CORTINA BED BASE
SOMMIER STANDARD CORTINA



SISTEMA ALZARETE YPSILON
YPSILON LIFT-UP MECHANISM
FOR BED BASE
SYSTÈME DE RELEVAGE YPSILON



SISTEMA ALZARETE TRIPLEX
TRIPLEX LIFT UP MECHANISM
FOR BED BASE
SYSTÈME DE RELEVAGE TRIPLEX

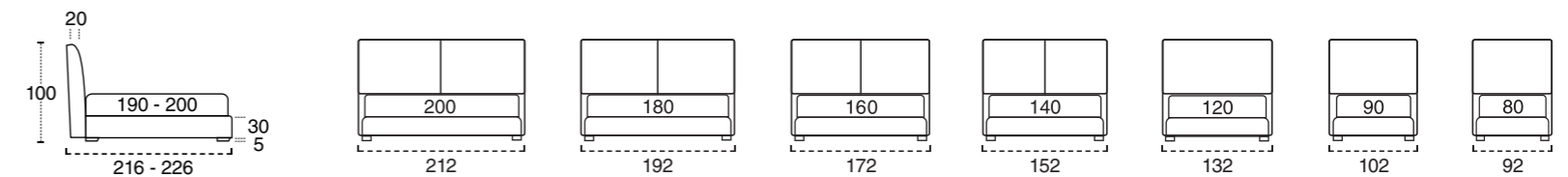


SISTEMA ALZARETE MASTER
MASTER LIFT UP MECHANISM
FOR BED BASE
SYSTÈME DE RELEVAGE MASTER

PIEDINI PER GIROLETTO H 25 CM / FEET FOR BED FRAME H 25 / PIED POUR CADRE H25 CM

STANDARD CM. 12	FINITURA OPTIONAL	OPTIONAL F CM. 12	G CM. 12	Q CM. 12	L CM. 10	M CM. 10	FINITURA RAL
	BIANCO NATURALE						
LEGNO.WOOD.BOIS BLACK		LEGNO.WOOD.BOIS BLACK BIANCO NATURALE	METALLO.METAL BLACK CROMO	METALLO.METAL BLACK INOX SATINATO	METALLO.METAL GRIGIO	LEGNO.WOOD.BOIS BLACK BIANCO NATURALE	SUPPLEMENTARE PER TUTTI I PIEDI OPTIONAL FOR ALL FEET OPTIONAL POUR TOUS LES PIEDS

TALIA H.30 CM



SENZA RETE: SPECIFICARE
MISURA ALLOGGIO PER RETE
WITHOUT BED BASE: PLEASE
SPECIFY SIZE OF THE BASE
SANS SOMMIER: NOTER LA
DIMENSION DU RANGE SOMMIER



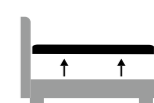
RETE STANDARD CORTINA
STANDARD CORTINA BED BASE
SOMMIER STANDARD CORTINA



SISTEMA ALZARETE YPSILON
YPSILON LIFT-UP MECHANISM
FOR BED BASE
SYSTÈME DE RELEVAGE YPSILON



SISTEMA ALZARETE TRIPLEX
TRIPLEX LIFT UP MECHANISM
FOR BED BASE
SYSTÈME DE RELEVAGE TRIPLEX



SISTEMA ALZARETE MASTER
MASTER LIFT UP MECHANISM
FOR BED BASE
SYSTÈME DE RELEVAGE MASTER

PIEDINI PER GIROLETTO H 30 CM / FEET FOR BED FRAME H 30 / PIED POUR CADRE H 30 CM

STANDARD CM. 5	FINITURA OPTIONAL	OPTIONAL N CM. 5	P CM. 5	L CM. 10	M CM. 10	FINITURA RAL
	BIANCO NATURALE					
LEGNO.WOOD.BOIS BLACK		LEGNO.WOOD.BOIS BLACK BIANCO NATURALE	METALLO.METAL BLACK CROMO	METALLO.METAL GRIGIO	LEGNO.WOOD.BOIS BLACK BIANCO NATURALE	SUPPLEMENTARE PER TUTTI I PIEDI OPTIONAL FOR ALL FEET OPTIONAL POUR TOUS LES PIEDS

GEA

Un'interpretazione in chiave moderna di un classico del design che esalta la bellezza della lavorazione capitonné. Grazie ad una testata avvolgente Gea dona eleganza a uno spazio dove sentirsi a proprio agio.

An interpretation in modern style of an evergreen design exalts the beauty of Capitonné. Thanks to the wrapping headboard Gea gives elegance to a place where feeling comfortable

Interprétation en clef modern d'un classique du design qui exalte le travail du capitonné. Grâce à la tête accueillante Gea donne naturelle élégance à une pièce où se trouver bien à l'aise





GEA H10
letto 160x190 cm_art. Toscana col. 5000
piede optional A col. black

GATWICK
tavolo Ø 50 h. 49 cm_marmo calacatta oro lucido

PROCIDA
pouf 40x40 cm_art. Romeo col. 8038

COORDINATO BIANCHERIA
lenzuolo+sottolenzuolo+2 federe_
art. Lara col. Bianco
coperta Derby_art. Stonewash col. Grigio scuro 16
coperta Euridice_art. Stonewash col. Grigio chiaro 762



GEA H25
letto 160x190 cm_cat. G_art. Las Vegas col. 130
piede standard col. black

BILBAO
tavolo Ø 45 h. 45 cm_black

MAIA
panchetta 152x46 cm_cat. G_art. Las Vegas col. 130
bordino_cat. G_art. Honeymoon col. 11_black

ISCHIA
poltrona 77 cm_cat. G_art. Honeymoon col. 11_black

COORDINATO BIANCHERIA
sottolenzuolo+sacco copripiumino+2 federe_
art. Stonewash col. Corda 478
coperta Derby_art. Stonewash col. Sabbia 765



La testata lavorata a mano crea una sensazione di abbraccio grazie alla gentilezza delle linee smussate.

The handmade headboard gives a hug sensation thanks to its gentle shape.

La tête travaillée a la main donne la sensation d'un embrasse grâce a la gentillesse de son design sans coins.

GEA

STRUTTURA GIROLETTO

in multistrato di legno.

IMBOTTITURA GIROLETTO

in poliuretano espanso indeformabile densità 25kg/m³ rivestito in ovatta acrilica e vellutino.

SPESORE GIROLETTO

totale 4cm.

STRUTTURA TESTATA

agglomerato di legno e multistrato di legno.

IMBOTTITURA TESTATA

in poliuretano espanso indeformabile densità 25kg/m³ rivestito in ovatta acrilica e vellutino.

RIVESTIMENTO

solo ring sfoderabile sia nella versione tessuto che pelle.

Il modello può differire per alcune cuciture

tra versione pelle e versione tessuto.

BED-FRAME

wood multi-layer.

BED-FRAME PADDING

undeformable polyurethane foam 25kg/m³ density covered with a top layer of acrylic wadding and velvet.

BED FRAME THICKNESS

4cm total.

HEADBOARD STRUCTURE

wood agglomeration and wood multilayer.

HEADBOARD PADDING

undeformable polyurethane foam 25kg/m³ density covered with a high resistance acrylic wadding top layer and velvet.

COVERING

only base removable covering both in leather and fabric version.

The model can have different sewings and

finishings according to leather or fabric version.

CADRE DE LIT

feuilleté de bois.

GARNISSAGE DU CADRE DE LIT

polyuréthane expansé indéformable densité 25kg/m³ revêtement en ouate acrylique et velours.

EPAISSEUR CADRE DE LIT

total 4 cm.

STRUCTURE TÊTE

panneaux en particules et feuilleté de bois.

REMBOURRAGE TÊTE

polyuréthane expansé indéformable densité 25kg/m³ revêtement en ouate acrylique, haute résistance et velours.

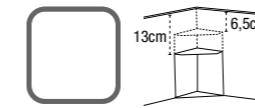
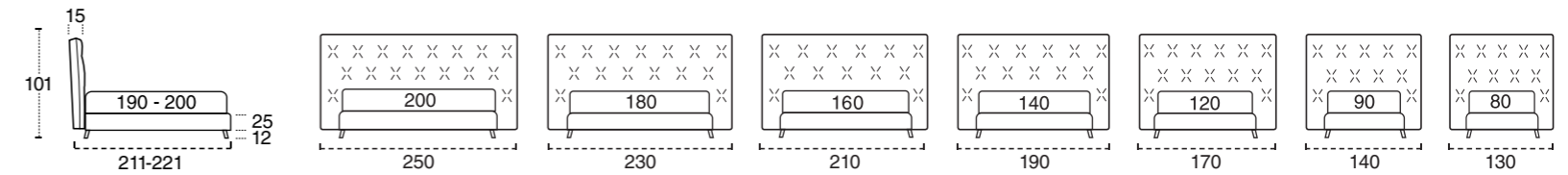
REVÊTEMENT

dehousable que lecadre dans les deux versions.

Le modèle peut présenter des coutures

différents entre la version en cuir ou en tissu.

GEA H.25 CM



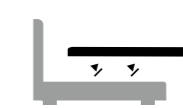
SENZA RETE: SPECIFICARE MISURA ALLOGGIO PER RETE
WITHOUT BED BASE: PLEASE SPECIFY SIZE OF THE BASE
SANS SOMMIER: NOTER LA DIMENSION DU RANGE SOMMIER



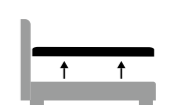
RETE STANDARD CORTINA
STANDARD CORTINA BED BASE
SOMMIER STANDARD CORTINA



SISTEMA ALZARETE YPSILON
YPSILON LIFT-UP MECHANISM FOR BED BASE
SYSTÈME DE RELEVAGE YPSILON




SISTEMA ALZARETE TRIPLEX
TRIPLEX LIFT UP MECHANISM FOR BED BASE
SYSTÈME DE RELEVAGE TRIPLEX



SISTEMA ALZARETE MASTER
MASTER LIFT UP MECHANISM FOR BED BASE
SYSTÈME DE RELEVAGE MASTER

PIEDINI PER GIROLETTO H 25 CM / FEET FOR BED FRAME H 25 / PIED POUR CADRE H25 CM

STANDARD CM. 12



LEGNO.WOOD.BOIS
BLACK


FINITURA OPTIONAL



BIANCO

NATURALE

OPTIONAL F CM. 12



LEGNO.WOOD.BOIS
BLACK

BIANCO

NATURALE

G CM. 12



METALLO.METAL
BLACK

CROMO

Q CM. 12



METALLO.METAL
BLACK

INOX SATINATO

L CM. 10



METALLO.METAL
GRIGIO

GRIGIO

M CM. 10

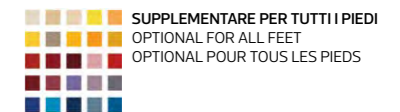


LEGNO.WOOD.BOIS
BLACK

BIANCO

NATURALE

FINITURA RAL

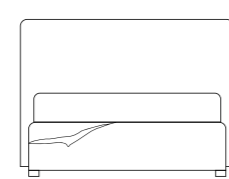


SUPPLEMENTARE PER TUTTI I PIEDI
OPTIONAL FOR ALL FEET
OPTIONAL POUR TOUS LES PIEDS



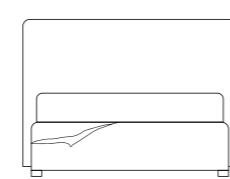
RING VERO LEGNO
FRAME IN REAL WOOD
CADRE DE LIT EN VRAI BOIS

TESSUTO / FABRIC / TISSU



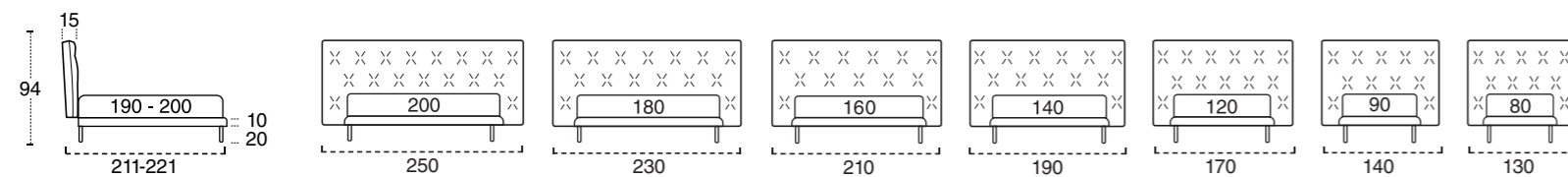
SOLO RING SFODERABILE
ONLY BED-FRAME REMOVABLE COVERING
SEULEMENT LE CADRE DE LIT EST DÉHOUSSABLE

PELLE / LEATHER / CUIR



SOLO RING SFODERABILE
ONLY BED-FRAME REMOVABLE COVERING
SEULEMENT LE CADRE DE LIT EST DÉHOUSSABLE

GEA H.10 CM



RETE STANDARD FORLI
STANDARD FORLI BED BASE
SOMMIER STANDARD FORLI

PIEDINI PER GIROLETTO H 10 CM / FEET FOR BED FRAME H 10 / PIED POUR CADRE H 10 CM

STANDARD CM. 20



LEGNO.WOOD.BOIS
BLACK

FINITURA OPTIONAL



BIANCO

NATURALE

OPTIONAL A CM. 20



LEGNO.WOOD.BOIS
BLACK

BIANCO

NATURALE

B CM. 20



LEGNO.WOOD.BOIS
BLACK

BIANCO

NATURALE

C CM. 20



METALLO.METAL
BLACK

BLACK

CROMO

D CM. 20



METALLO.METAL
BLACK

BLACK

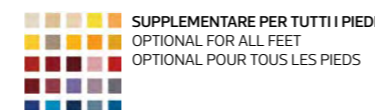
CROMO

E CM. 20



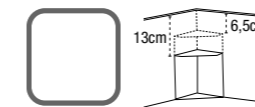
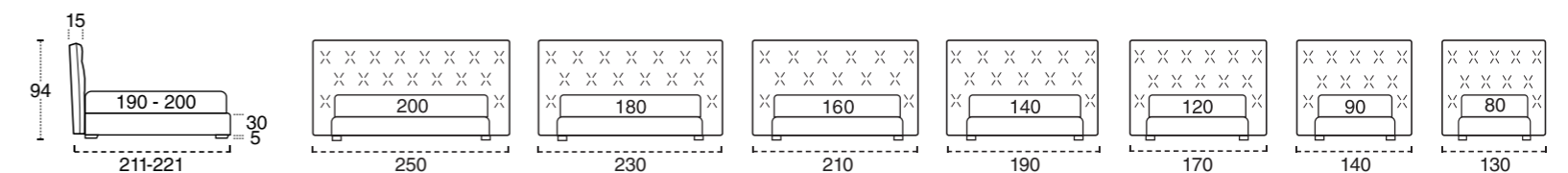
PLEXIGLASS

FINITURA RAL



SUPPLEMENTARE PER TUTTI I PIEDI
OPTIONAL FOR ALL FEET
OPTIONAL POUR TOUS LES PIEDS

GEA H.30 CM



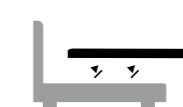
SENZA RETE: SPECIFICARE MISURA ALLOGGIO PER RETE
WITHOUT BED BASE: PLEASE SPECIFY SIZE OF THE BASE
SANS SOMMIER: NOTER LA DIMENSION DU RANGE SOMMIER



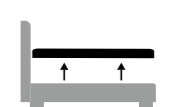
RETE STANDARD CORTINA
STANDARD CORTINA BED BASE
SOMMIER STANDARD CORTINA



SISTEMA ALZARETE YPSILON
YPSILON LIFT-UP MECHANISM FOR BED BASE
SYSTÈME DE RELEVAGE YPSILON



SISTEMA ALZARETE TRIPLEX
TRIPLEX LIFT UP MECHANISM FOR BED BASE
SYSTÈME DE RELEVAGE TRIPLEX



SISTEMA ALZARETE MASTER
MASTER LIFT UP MECHANISM FOR BED BASE
SYSTÈME DE RELEVAGE MASTER

PIEDINI PER GIROLETTO H 30 CM / FEET FOR BED FRAME H 30 / PIED POUR CADRE H 30 CM

STANDARD CM. 5



LEGNO.WOOD.BOIS
BLACK

FINITURA OPTIONAL



BIANCO

NATURALE

OPTIONAL N CM. 5



LEGNO.WOOD.BOIS
BLACK

BIANCO

NATURALE

P CM. 5



METALLO.METAL
BLACK

BLACK

CROMO

L CM. 10



METALLO.METAL
GRIGIO

GRIGIO

M CM. 10

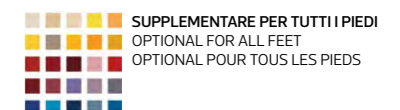


LEGNO.WOOD.BOIS
BLACK

BIANCO

NATURALE

FINITURA RAL



SUPPLEMENTARE PER TUTTI I PIEDI
OPTIONAL FOR ALL FEET
OPTIONAL POUR TOUS LES PIEDS

AEDE SHARM/SOFT/STANDARD

Tre versioni per una personalizzazione completa: Standard con testata liscia e senza tempo, Sharm con l'aggiunta di un morbido bordo che rifinisce i cuscini, Soft caratterizzato da eleganti linee orizzontali che conferiscono un aspetto di grande morbidezza all'insieme letto.

Three versions for a complete customisation: Standard with plain headboard, Sharm with a soft piping which finishes the cushions, Soft with elegant horizontal lines that give to the bed a very soft look.

Trois versions pour avoir une personnalisation complète. Standard avec tête lisse et intemporel. Sharm avec un passepoil souple qui enrichit les coussins. Soft caractérisé par des élégantes lignes horizontales qui lui donnent un aspect de grande souplesse.



AEDE SHARM H30
letto 160x200 cm_cat. F_art. Nabucco col. 7
piede standard col. black

GRAYS
tavolo Ø 50 h. 49 cm_art. Nature col. 1783_titanio

MINORCA
poltrona 75 cm_art. Nature col. 1783_black

KOS
pouf 54x54 cm_cat. T/C_art. Romeo col. 8005

COORDINATO BIANCHERIA
lenzuolo+sottolenzuolo+2 federe_art. Stonewash col. Avio 494
coperta Derby_art. Stonewash col. Sabbia 765
scaldotto_cat. T/C_art. Perietope col. 24

Linee eleganti e senza tempo si rivelano capaci di conferire
un tocco di personalità a ogni ambiente.

Elegant and timeless shapes are able to give a touch of
personality to every space.

Des lignes élégantes et intemporelles qui se révèlent
capables de donner une touche de personnalité
à chaque chambre à coucher.





AEDE STANDARD H25
letto 160x190 cm art. Toscana col. 5000
piede standard col. black

PROCIDA
pouf 40x40 cm cat. F art. Shore col. F06

FLORA
poltrone 63 cm cat. F art. Shore col. Elephant black

COORDINATO BIANCHERIA
sottolenzuolo+sacco copripiumino+2 federe art. Stonewash col. Grigio chiaro 762
coperta Derby art. Stonewash col. Grigio scuro 16



AEDE SOFT H30
letto 120x190 cm_cat. T/C_art. Penelope col. 13
piede standard col. RAL 3012 optional

BILBAO
tavolo Ø 45 h. 45 cm_black

CAPRAIA
pouf Ø 45 h. 50 cm_cat. T/C_art. Penelope col. 03
pouf Ø 45 h. 40 cm_cat. T/C_art. Penelope col. 13

COORDINATO BIANCHERIA
sottolenzuolo+sacco copripiumino+1 federa_
art. Stonewash col. Bianco
1 federa_art. Stonewash col. Melanzana 756
coperta Euridice_art. Stonewash col. Sabbia 765

AEDE SHARM

STRUTTURA GIROLETTO

in multistrato di legno.

IMBOTTITURA GIROLETTO

in poliuretano espanso indeformabile densità 25kg/m³ rivestito in ovatta acrilica e vellutino.

SPESORE GIROLETTO

totale 4cm.

STRUTTURA TESTATA

agglomerato di legno e multistrato di legno.

IMBOTTITURA TESTATA

in poliuretano espanso indeformabile densità 25kg/m³ rivestito in ovatta acrilica e vellutino.

RIVESTIMENTO

completamente sfoderabile nella versione tessuto; solo ring sfoderabile nella versione pelle. Il modello può differire per alcune cuciture tra versione pelle e versione tessuto.

BED-FRAME

wood multi-layer.

BED-FRAME PADDING

undeformable polyurethane foam 25kg/m³ density covered with a top layer of acrylic wadding and velvet.

BED FRAME THICKNESS

4cm total.

HEADBOARD STRUCTURE

wood agglomeration and wood multilayer.

HEADBOARD PADDING

undeformable polyurethane foam 25kg/m³ density covered with a high resistance acrylic wadding top layer and velvet.

COVERING

completely removable covering in fabric version; only base removable covering in leather version. The model can have different sewings and finishings between leather and fabric version.

CADRE DE LIT

feuilleté de bois.

GARNISSAGE DU CADRE DE LIT

polyuréthane expansé indéformable densité 25kg/m³ revêtement en ouate acrylique et velours.

EPAISSEUR CADRE DE LIT

total 4 cm.

STRUCTURE TÊTE

panneaux en particules et feuilleté de bois.

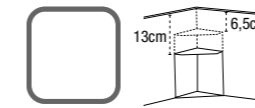
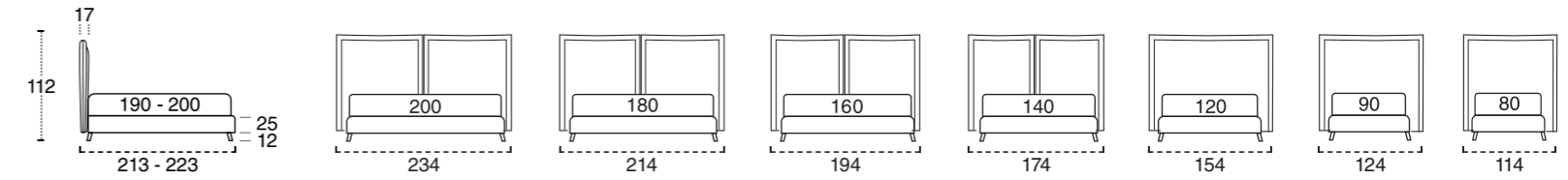
REMBOURRAGE TÊTE

polyuréthane expansé indéformable densité 25kg/m³ revêtement en ouate acrylique et velours.

REVÊTEMENT

completamente dehoussabile dans la version tissu, seulement le cadre dans la version en cuir. Le modèle peut présenter des coutures différents entre la version en cuir ou en tissu.

AEDE SHARM H.25 CM



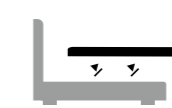
SENZA RETE: SPECIFICARE MISURA ALLOGGIO PER RETE
WITHOUT BED BASE: PLEASE SPECIFY SIZE OF THE BASE
SANS SOMMIER: NOTER LA DIMENSION DU RANGE SOMMIER



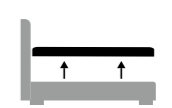
RETE STANDARD CORTINA
STANDARD CORTINA BED BASE
SOMMIER STANDARD CORTINA



SISTEMA ALZARETE YPSILON
YPSILON LIFT-UP MECHANISM FOR BED BASE
SYSTÈME DE RELEVAGE YPSILON




SISTEMA ALZARETE TRIPLEX
TRIPLEX LIFT UP MECHANISM FOR BED BASE
SYSTÈME DE RELEVAGE TRIPLEX



SISTEMA ALZARETE MASTER
MASTER LIFT UP MECHANISM FOR BED BASE
SYSTÈME DE RELEVAGE MASTER

PIEDINI PER GIROLETTO H 25 CM / FEET FOR BED FRAME H 25 / PIED POUR CADRE H25 CM

STANDARD CM. 12



LEGNO.WOOD.BOIS
BLACK

FINITURA OPTIONAL



OPTIONAL F CM. 12



LEGNO.WOOD.BOIS
BLACK
BIANCO
NATURALE

G CM. 12



METALLO.METAL
BLACK
CROMO

Q CM. 12




METALLO.METAL
BLACK
INOX SATINATO

L CM. 10



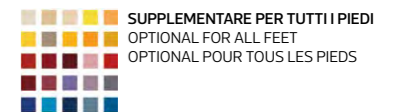
METALLO.METAL
GRIGIO

M CM. 10



LEGNO.WOOD.BOIS
BLACK
BIANCO
NATURALE

FINITURA RAL

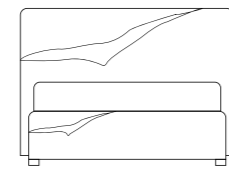


SUPPLEMENTARE PER TUTTI I PIEDI
OPTIONAL FOR ALL FEET
OPTIONAL POUR TOUS LES PIEDS



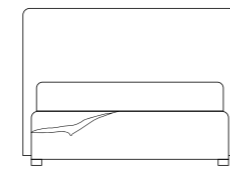
RING VERO LEGNO
FRAME IN REAL WOOD
CADRE DE LIT EN VRAI BOIS

TESSUTO / FABRIC / TISSU



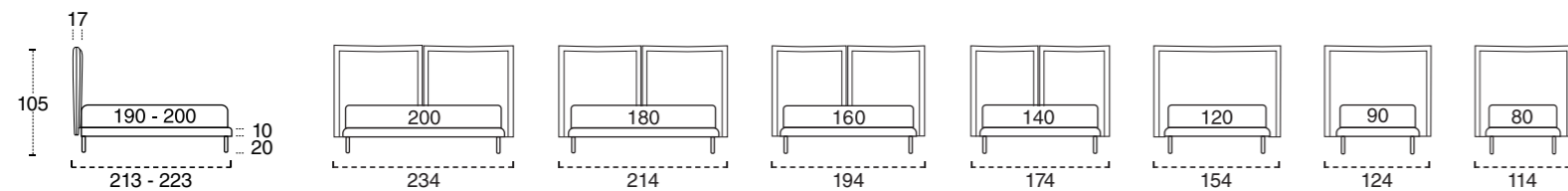
COMPLETAMENTE SFODERABILE
COMPLETELY REMOVABLE COVERING
COMPLETEMENT DEHOUSSABLE

PELLE / LEATHER / CUIR

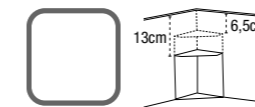
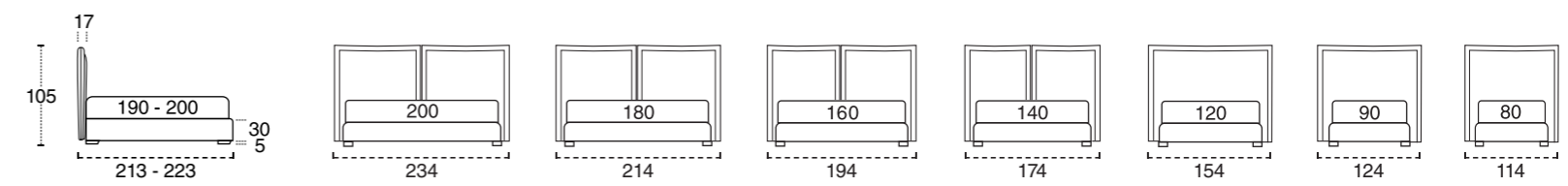


SOLO RING SFODERABILE
ONLY BED-FRAME REMOVABLE COVERING
SEULEMENT LE CADRE DE LIT EST DEHOUSSABLE

AEDE SHARM H.10 CM



RETE STANDARD FORLI
STANDARD FORLI BED BASE
SOMMIER STANDARD FORLI



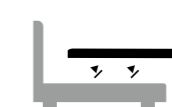
SENZA RETE: SPECIFICARE MISURA ALLOGGIO PER RETE
WITHOUT BED BASE: PLEASE SPECIFY SIZE OF THE BASE
SANS SOMMIER: NOTER LA DIMENSION DU RANGE SOMMIER



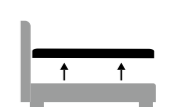
RETE STANDARD CORTINA
STANDARD CORTINA BED BASE
SOMMIER STANDARD CORTINA



SISTEMA ALZARETE YPSILON
YPSILON LIFT-UP MECHANISM FOR BED BASE
SYSTÈME DE RELEVAGE YPSILON



SISTEMA ALZARETE TRIPLEX
TRIPLEX LIFT UP MECHANISM FOR BED BASE
SYSTÈME DE RELEVAGE TRIPLEX



SISTEMA ALZARETE MASTER
MASTER LIFT UP MECHANISM FOR BED BASE
SYSTÈME DE RELEVAGE MASTER

PIEDINI PER GIROLETTO H 10 CM / FEET FOR BED FRAME H 10 / PIED POUR CADRE H 10 CM

STANDARD CM. 20



LEGNO.WOOD.BOIS
BLACK

FINITURA OPTIONAL



OPTIONAL A CM. 20



LEGNO.WOOD.BOIS
BLACK
BIANCO
NATURALE

B CM. 20



LEGNO.WOOD.BOIS
BLACK
BIANCO
NATURALE

C CM. 20



METALLO.METAL
BLACK

D CM. 20



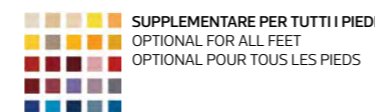
METALLO.METAL
BLACK
CROMO

E CM. 20



PLEXIGLASS

FINITURA RAL



SUPPLEMENTARE PER TUTTI I PIEDI
OPTIONAL FOR ALL FEET
OPTIONAL POUR TOUS LES PIEDS


PIEDINI PER GIROLETTO H 30 CM / FEET FOR BED FRAME H 30 / PIED POUR CADRE H 30 CM

STANDARD CM. 5



LEGNO.WOOD.BOIS
BLACK

FINITURA OPTIONAL



OPTIONAL N CM. 5



LEGNO.WOOD.BOIS
BLACK
BIANCO
NATURALE

P CM. 5



METALLO.METAL
BLACK
CROMO

L CM. 10



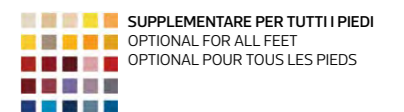
METALLO.METAL
GRIGIO

M CM. 10



LEGNO.WOOD.BOIS
BLACK
BIANCO
NATURALE

FINITURA RAL



SUPPLEMENTARE PER TUTTI I PIEDI
OPTIONAL FOR ALL FEET
OPTIONAL POUR TOUS LES PIEDS

AEDE STANDARD/SOFT

STRUTTURA GIROLETTO

in multistrato di legno.

IMBOTTITURA GIROLETTO

in poliuretano espanso indeformabile densità 25kg/m³ rivestito in ovatta acrilica e vellutino.

SPESORE GIROLETTO

totale 4cm.

STRUTTURA TESTATA

agglomerato di legno e multistrato di legno.

IMBOTTITURA TESTATA

in poliuretano espanso indeformabile densità 25kg/m³ rivestito in ovatta acrilica e vellutino.

RIVESTIMENTO

completamente sfoderabile nella versione tessuto; solo ring sfoderabile nella versione pelle. Il modello può differire per alcune cuciture tra versione pelle e versione tessuto.

BED-FRAME

wood multi-layer.

BED-FRAME PADDING

undeformable polyurethane foam 25kg/m³ density covered with a top layer of acrylic wadding and velvet.

BED FRAME THICKNESS

4cm total.

HEADBOARD STRUCTURE

wood agglomeration and wood multilayer.

HEADBOARD PADDING

undeformable polyurethane foam 25kg/m³ density covered with a high resistance acrylic wadding top layer and velvet.

COVERING

completely removable covering in fabric version; only base removable covering in leather version. The model can have different sewings and finishings between leather and fabric version.

CADRE DE LIT

feuilleté de bois.

GARNISSAGE DU CADRE DE LIT

polyuréthane expansé indéformable densité 25kg/m³ revêtement en ouate acrylique et velours.

EPAISSEUR CADRE DE LIT

total 4 cm.

STRUCTURE TÊTE

panneaux en particules et feuilleté de bois.

REMBOURRAGE TÊTE

Polyuréthane expansé indéformable densité 25kg/m³ revêtement en ouate acrylique et velours.

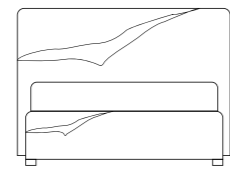
REVÊTEMENT

completamente dehoussabile dans la version tissu, seulement le cadre dans la version en cuir. Le modèle peut présenter des coutures différents entre la version en cuir ou en tissu.



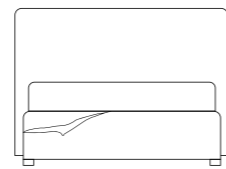
RING VERO LEGNO
FRAME IN REAL WOOD
CADRE DE LIT EN VRAI BOIS

TESSUTO / FABRIC / TISSU



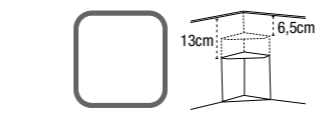
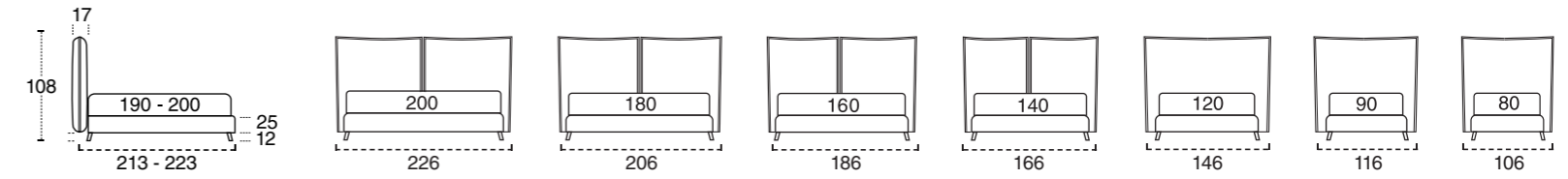
COMPLETAMENTE SFODERABILE
COMPLETELY REMOVABLE COVERING
COMPLETEMENT DEHOUSSABLE

PELLE / LEATHER / CUIR



SOLO RING SFODERABILE
ONLY BED-FRAME REMOVABLE COVERING
SEULEMENT LE CADRE DE LIT EST DEHOUSSABLE

AEDE STANDARD/SOFT H.25 CM



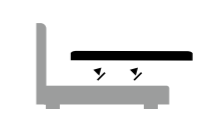
SENZA RETE: SPECIFICARE MISURA ALLOGGIO PER RETE
WITHOUT BED BASE: PLEASE SPECIFY SIZE OF THE BASE
SANS SOMMIER: NOTER LA DIMENSION DU RANGE SOMMIER



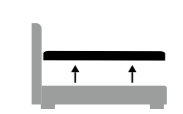
RETE STANDARD CORTINA
STANDARD CORTINA BED BASE
SOMMIER STANDARD CORTINA



SISTEMA ALZARETE YPSILON
YPSILON LIFT-UP MECHANISM
FOR BED BASE
SYSTÈME DE RELEVAGE YPSILON



SISTEMA ALZARETE TRIPLEX
TRIPLEX LIFT UP MECHANISM
FOR BED BASE
SYSTÈME DE RELEVAGE TRIPLEX



SISTEMA ALZARETE MASTER
MASTER LIFT UP MECHANISM
FOR BED BASE
SYSTÈME DE RELEVAGE MASTER

PIEDINI PER GIROLETTO H 25 CM / FEET FOR BED FRAME H 25 / PIED POUR CADRE H25 CM

STANDARD CM. 12



LEGNO.WOOD.BOIS
BLACK

FINITURA OPTIONAL



BIANCO
NATURALE

OPTIONAL F CM. 12



LEGNO.WOOD.BOIS
BLACK

G CM. 12



METALLO.METAL
BLACK
CROMO

Q CM. 12



METALLO.METAL
BLACK
INOX SATINATO

L CM. 10



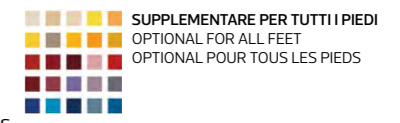
METALLO.METAL
GRIGIO

M CM. 10

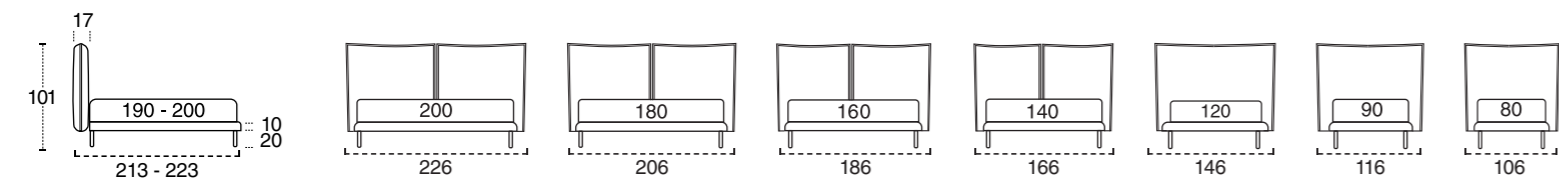


LEGNO.WOOD.BOIS
BLACK
BIANCO
NATURALE

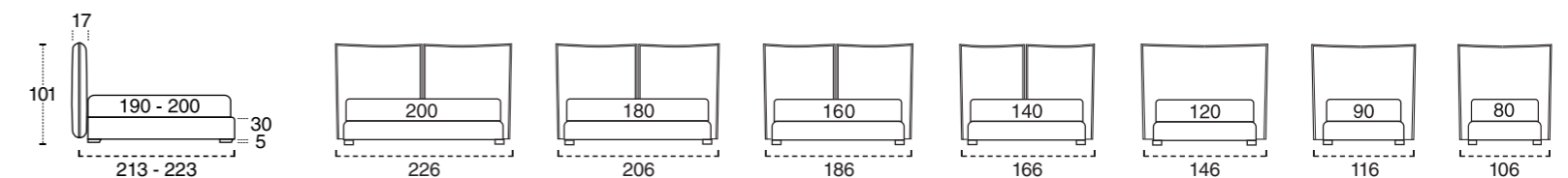
FINITURA RAL



AEDE STANDARD/SOFT H.10 CM



RETE STANDARD FORLI
STANDARD FORLI BED BASE
SOMMIER STANDARD FORLI



SENZA RETE: SPECIFICARE MISURA ALLOGGIO PER RETE
WITHOUT BED BASE: PLEASE SPECIFY SIZE OF THE BASE
SANS SOMMIER: NOTER LA DIMENSION DU RANGE SOMMIER



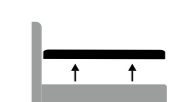
RETE STANDARD CORTINA
STANDARD CORTINA BED BASE
SOMMIER STANDARD CORTINA



SISTEMA ALZARETE YPSILON
YPSILON LIFT-UP MECHANISM
FOR BED BASE
SYSTÈME DE RELEVAGE YPSILON



SISTEMA ALZARETE TRIPLEX
TRIPLEX LIFT UP MECHANISM
FOR BED BASE
SYSTÈME DE RELEVAGE TRIPLEX



SISTEMA ALZARETE MASTER
MASTER LIFT UP MECHANISM
FOR BED BASE
SYSTÈME DE RELEVAGE MASTER

PIEDINI PER GIROLETTO H 10 CM / FEET FOR BED FRAME H 10 / PIED POUR CADRE H 10 CM

STANDARD CM. 20



LEGNO.WOOD.BOIS
BLACK

FINITURA OPTIONAL



BIANCO
NATURALE

OPTIONAL A CM. 20



LEGNO.WOOD.BOIS
BLACK
BIANCO
NATURALE

B CM. 20



LEGNO.WOOD.BOIS
BLACK
BIANCO
NATURALE

C CM. 20



METALLO.METAL
BLACK

D CM. 20



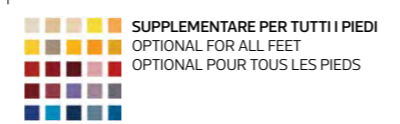
METALLO.METAL
BLACK
CROMO

E CM. 20



PLEXIGLASS

FINITURA RAL



PIEDINI PER GIROLETTO H 30 CM / FEET FOR BED FRAME H 30 / PIED POUR CADRE H 30 CM

STANDARD CM. 5



LEGNO.WOOD.BOIS
BLACK

FINITURA OPTIONAL



BIANCO
NATURALE

OPTIONAL N CM. 5



LEGNO.WOOD.BOIS
BLACK
BIANCO
NATURALE

P CM. 5



METALLO.METAL
BLACK
CROMO

L CM. 10



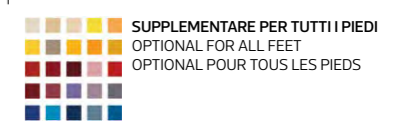
METALLO.METAL
GRIGIO

M CM. 10



LEGNO.WOOD.BOIS
BLACK
BIANCO
NATURALE

FINITURA RAL




DEMETRA

Dettagli sartoriali testimoniano l'alta artigianalità di un letto unico, caratterizzato da uno stile senza tempo. Le forme definite della testata definiscono un design elegante, ideale per ambienti raffinati.

Sartorial details testify the high craftsmanship of a unique bed, characterized by a timeless style. The defined shapes of the headboard give a elegant design, ideal for refined rooms.

Détails de couturier qui témoignent l'artisanalité d'un lit unique, caractérisé par un style intemporel. Les lignes de sa tête lui donnent un design élégant et idéal pour des pièces plus raffinées.





DEMETRA H30
letto 160x200 cm_cat. G_art. Las Vegas 020/bottone col. 404
piede standard col. naturale optional

TOLEDO
tavolo 40x40 h. 56 cm_rovere naturale

JERSEY
cuscino extra large 90x90x16 cm_
cat. G_art. Las Vegas 020/art. Stonewash col. Melanzana 756

COORDINATO BIANCHERIA
sottolenzuolo+1 federa_art. Stonewash col. Bianco
lenzuolo+2 federe con bottone_art. Stonewash col. Melanzana 756
coperta Euridice_art. Stonewash col. Melba 754



L'elegante bottone disponibile in vari colori permette una completa personalizzazione per la decorazione della testata.

The elegant button is available in many colors and allows to customize the headboard.

Le bouton élégant est disponible en plusieurs coloris qui vous permettent de personnaliser et décorer la tête de votre lit.





DEMETRA H25
letto 160x190 cm_cat. F_art. Shore col. Elephant/bottone col. 406
piede optional Q col. black

STANSTED
server Ø 40 h. 49 cm_marmo calacatta oro lucido

PROCIDA
pouf 40x40 cm_cat. G_art. Honeymoon col. 14

FLORA
poltrona 63 cm_interno cat. F_art. Shore col. Sky
esterno cat. F_art. Shore col. Ocean_black

COORDINATO BIANCHERIA
lenzuolo+sottolenzuolo+2 federe+coperta Derby_
art. Stonewash col. Grigio chiaro 762
plaid Derby_art. Stonewash col. Cielo 613

DEMETRA

STRUTTURA GIROLETTO

in multistrato di legno.

IMBOTTITURA GIROLETTO

in poliuretano espanso indeformabile densità 25kg/m³ rivestito in ovatta acrilica e vellutino.

SPESSORE GIROLETTO

totale 4cm.

STRUTTURA TESTATA

agglomerato di legno e multistrato di legno.

IMBOTTITURA TESTATA

in poliuretano espanso indeformabile densità 25kg/m³ rivestito in ovatta acrilica e vellutino.

RIVESTIMENTO

completamente sfoderabile nella versione tessuto; solo ring sfoderabile nella versione pelle. Il modello può differire per alcune cuciture tra versione pelle e versione tessuto. Specificare sempre codice colore bottone.

BED-FRAME

wood multi-layer.

BED-FRAME PADDING

undeformable polyurethane foam 25kg/m³ density covered with a top layer of acrylic wadding and velvet.

BED FRAME THICKNESS 4cm total.

HEADBOARD STRUCTURE

wood agglomeration and wood multilayer.

HEADBOARD PADDING

undeformable polyurethane foam 25kg/m³ density covered with a high resistance acrylic wadding top layer and velvet.

COVERING

completely removable covering in fabric version; only base removable covering in leather version. The model can have different sewings and finishings between leather and fabric version. Always specify the button code when placing the order.

CADRE DE LIT

feuilleté de bois.

GARNISSAGE DU CADRE DE LIT

polyuréthane expansé indéformable densité 25kg/m³ revêtement en ouate acrylique et velours.

EPAISSEUR CADRE DE LIT total 4 cm.

STRUCTURE TÊTE

panneaux en particules et feuilleté de bois.

REMBOURRAGE TÊTE

polyuréthane expansé indéformable densité 25kg/m³ revêtement en ouate acrylique et velours.

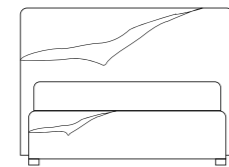
REVÊTEMENT

completamente dehoussabile dans la version tissu, seulement le cadre dans la version en cuir. Le modèle peut présenter des coutures différents entre la version en cuir ou en tissu. Code boutons aspecificher surchaque commande.



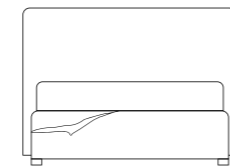
RING VERO LEGNO
FRAME IN REAL WOOD
CADRE DE LIT EN VRAI BOIS

TESSUTO / FABRIC / TISSU



COMPLETAMENTE SFODERABILE
COMPLETELY REMOVABLE COVERING
COMPLETEMENT DEHOUSSABLE

PELLE / LEATHER / CUIR

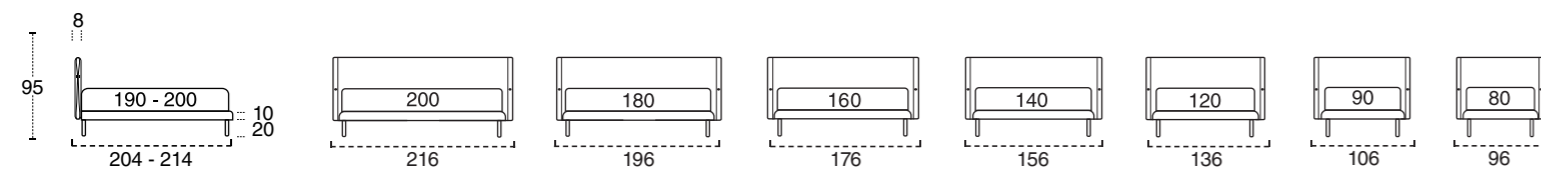


SOLO RING SFODERABILE
ONLY BED-FRAME REMOVABLE COVERING
SEULEMENT LE CADRE DE LIT EST DEHOUSSABLE

BUTTONI DISPONIBILI / BUTTONS AVAILABLE / BOUTONS DISPONIBLES



DEMETRA H.10 CM

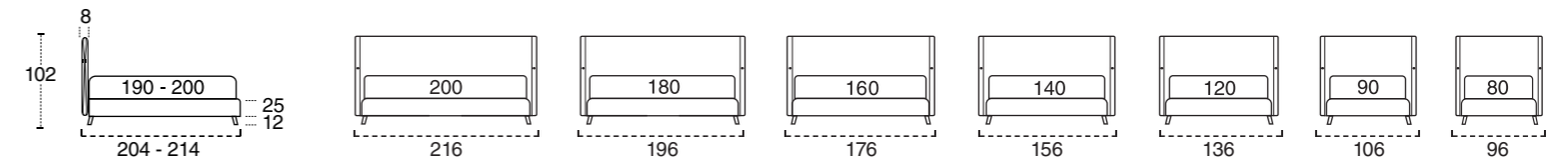


RETE STANDARD FORLI
STANDARD FORLI BED BASE
SOMMIER STANDARD FORLI

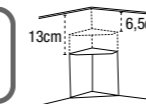
PIEDINI PER GIROLETTO H 10 CM / FEET FOR BED FRAME H 10 / PIED POUR CADRE H 10 CM

STANDARD CM. 20	FINITURA OPTIONAL	OPTIONAL	FINITURA RAL					
	BIANCO NATURALE		SUPPLEMENTARE PER TUTTI I PIEDI OPTIONAL FOR ALL FEET OPTIONAL POUR TOUS LES PIEDS					
LEGNO.WOOD.BOIS BLACK		LEGNO.WOOD.BOIS BLACK BIANCO NATURALE	A CM. 20	B CM. 20	C CM. 20	D CM. 20	E CM. 20	
			LEGNO.WOOD.BOIS BLACK BIANCO NATURALE	LEGNO.WOOD.BOIS BLACK BIANCO NATURALE	METALLO.METAL BLACK	METALLO.METAL BLACK CROMO	PLEXIGLASS	

DEMETRA H.25 CM



SENZA RETE: SPECIFICARE
MISURA ALLOGGIO PER RETE
WITHOUT BED BASE: PLEASE
SPECIFY SIZE OF THE BASE
SANS SOMMIER: NOTER LA
DIMENSION DU RANGE SOMMIER



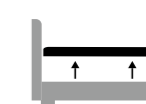
RETE STANDARD CORTINA
STANDARD CORTINA BED BASE
SOMMIER STANDARD CORTINA



SISTEMA ALZARETE YPSILON
YPSILON LIFT-UP MECHANISM
FOR BED BASE
SYSTÈME DE RELEVAGE YPSILON



SISTEMA ALZARETE TRIPLEX
TRIPLEX LIFT UP MECHANISM
FOR BED BASE
SYSTÈME DE RELEVAGE TRIPLEX

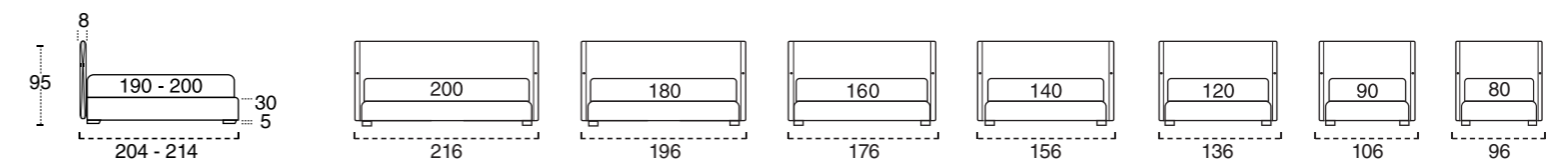


SISTEMA ALZARETE MASTER
MASTER LIFT UP MECHANISM
FOR BED BASE
SYSTÈME DE RELEVAGE MASTER

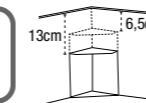
PIEDINI PER GIROLETTO H 25 CM / FEET FOR BED FRAME H 25 / PIED POUR CADRE H25 CM

STANDARD CM. 12	FINITURA OPTIONAL	OPTIONAL	F CM. 12	G CM. 12	Q CM. 12	L CM. 10	M CM. 10	FINITURA RAL
	BIANCO NATURALE							SUPPLEMENTARE PER TUTTI I PIEDI OPTIONAL FOR ALL FEET OPTIONAL POUR TOUS LES PIEDS
LEGNO.WOOD.BOIS BLACK		LEGNO.WOOD.BOIS BLACK BIANCO NATURALE	LEGNO.WOOD.BOIS BLACK CROMO	METALLO.METAL BLACK CROMO	METALLO.METAL BLACK INOX SATINATO	METALLO.METAL GRIGIO	LEGNO.WOOD.BOIS BLACK BIANCO NATURALE	

DEMETRA H.30 CM



SENZA RETE: SPECIFICARE
MISURA ALLOGGIO PER RETE
WITHOUT BED BASE: PLEASE
SPECIFY SIZE OF THE BASE
SANS SOMMIER: NOTER LA
DIMENSION DU RANGE SOMMIER



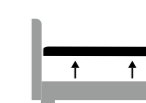
RETE STANDARD CORTINA
STANDARD CORTINA BED BASE
SOMMIER STANDARD CORTINA



SISTEMA ALZARETE YPSILON
YPSILON LIFT-UP MECHANISM
FOR BED BASE
SYSTÈME DE RELEVAGE YPSILON



SISTEMA ALZARETE TRIPLEX
TRIPLEX LIFT UP MECHANISM
FOR BED BASE
SYSTÈME DE RELEVAGE TRIPLEX



SISTEMA ALZARETE MASTER
MASTER LIFT UP MECHANISM
FOR BED BASE
SYSTÈME DE RELEVAGE MASTER

PIEDINI PER GIROLETTO H 30 CM / FEET FOR BED FRAME H 30 / PIED POUR CADRE H 30 CM

STANDARD CM. 5	FINITURA OPTIONAL	OPTIONAL	N CM. 5	P CM. 5	L CM. 10	M CM. 10	FINITURA RAL
	BIANCO NATURALE						SUPPLEMENTARE PER TUTTI I PIEDI OPTIONAL FOR ALL FEET OPTIONAL POUR TOUS LES PIEDS
LEGNO.WOOD.BOIS BLACK		LEGNO.WOOD.BOIS BLACK BIANCO NATURALE	LEGNO.WOOD.BOIS BLACK CROMO	METALLO.METAL BLACK CROMO	METALLO.METAL GRIGIO	LEGNO.WOOD.BOIS BLACK BIANCO NATURALE	

DIONISIO STANDARD/ZIP

Letto dalle linee giovani e contemporanee, perfetto per arredare qualsiasi ambiente. Disponibile nella versione Standard con bordino e con cerniera colorata nella versione Zip. La possibilità di personalizzare il bordino e la cerniera grazie all'ampia gamma di colori disponibili consente di adattare perfettamente Dionisio alla personalità di ognuno.

A bed with young and contemporary lines, perfect for furnish every home space. It is available in the Standard version with colored piping and Zip. The option to customize piping and zip with a large variety of colors available allows to fit Dionisio to everyone personality.

Un lit avec des lignes plus modernes et contemporaines, parfait pour décorer votre endroit. Disponible dans la version Standard avec passepoil et avec fermeture éclair dans la version Zip. Vous avez la possibilité de personnaliser soit le bouton que la fermeture éclair pour adapter le Dionisio a votre personnalité.





DIONISIO STANDARD H25
letto 160x190 cm_cat. T/C_art. Romeo col. 8005/
bordino cat. T/C_art. Romeo col. 8024
piede optional Q col. black

GATWICK
tavolo Ø 50 h. 49 cm_marmo calacatta oro lucido

STANSTED
server Ø 40 h. 49 cm_marmo calacatta oro lucido

KOS
pouf 54x54 cm_cat. T/C_art. Romeo col. 8005
pouf 54x54 cm_cat. T/C_art. Romeo col. 8024

MAIA
panchetta 152x46 h. 36_cat. T/C_art. Romeo col. 8005/
bordino cat. T/C_art. Romeo col. 8024
piede optional Q col. black

COORDINATO BIANCHERIA
sottolenzuolo+2 federe_art. Lara col. Bianco
sacco copripiumino_art. Lara col. Ciliegia 5007 INT
coperta Euridice_art. Stonewash col. Grigio scuro 16



DIONISIO ZIP H IO
letto 90x190 cm_cat. F_art. Shore col. Ocean
zip col. 350
piede C col. RAL 5020 optional

CIPRO
pouf Ø 50 cm_cat. F_art. Shore col. Sky

CAPRAIA
pouf Ø 45 h. 40 cm_cat. F_art. Shore col. Lima
pouf Ø 45 h. 50 cm_cat. F_art. Shore col. Green

COORDINATO BIANCHERIA
sottolenzuolo+sacco copripiumino+1 federa_
art. Stonewash col. Cielo 613

La stessa cura apportata alla realizzazione dei letti matrimoniali viene applicata anche ai letti singoli. Ogni particolare può essere personalizzato a proprio piacere per un letto che esprima al meglio la propria personalità. Grazie alla comoda zip la testata si sfodera facilmente.

The same care used to realize double beds is applied to single beds also. Every particular can be customized according to your needs. Thanks to the comfortable zip the headboard can be easily removed.

La même soin que on applique pour réaliser les lits matrimoniaux vient aussi appliquée a la production des lits a une place. Chaque détail peut être personnalisé pour avoir un lit qui exprime au mieux votre personnalité. Grâce a la fermeture éclair vous pouvez facilement dehousser la tête de votre lit.



DIONISIO ZIP H30
letto 160x200 cm_art. Nature col. 1782/
zip col. 572
piede standard col. black

HEATHROW
tavolo 50x50 h. 49 cm_marmo emperador dark lucido

GIACARTA
poltrona 75 cm_art. Linea col. 616_black

COORDINATO BIANCHERIA
sottolenzuolo+sacco copripiumino+2 federe_art. Lara col. Panna 210 CH
coperta Derby_art. Stonewash col. Sabbia 765

DIONISIO STANDARD/ZIP

STRUTTURA GIROLETTO

in multistrato di legno.

IMBOTTITURA GIROLETTO

in poliuretano espanso indeformabile densità 25kg/m³ rivestito in ovatta acrilica e vellutino.

SPESORE GIROLETTO

totale 4cm.

STRUTTURA TESTATA

agglomerato di legno e multistrato di legno.

IMBOTTITURA TESTATA

in poliuretano espanso indeformabile densità 25kg/m³ rivestito in ovatta acrilica e vellutino.

RIVESTIMENTO

completamente sfoderabile nella versione tessuto; solo ring sfoderabile nella versione pelle. Il modello può differire per alcune cuciture tra versione pelle e versione tessuto.

BED-FRAME

wood multi-layer.

BED-FRAME PADDING

undeformable polyurethane foam 25kg/m³ density covered with a top layer of acrylic wadding and velvet.

BED FRAME THICKNESS 4cm total.

HEADBOARD STRUCTURE

wood agglomeration and wood multilayer.

HEADBOARD PADDING

undeformable polyurethane foam 25kg/m³ density covered with a high resistance acrylic wadding top layer and velvet.

COVERING

completely removable covering in fabric version; only base removable covering in leather version. The model can have different sewings and finishings between leather and fabric version.

CADRE DE LIT

feuilleté de bois.

GARNISSAGE DU CADRE DE LIT

polyuréthane expansé indéformable densité 25kg/m³ revêtement en ouate acrylique et velours.

EPAISSEUR CADRE DE LIT total 4 cm.

STRUCTURE TÊTE

panneaux en particules et feuilleté de bois.

REMBOURRAGE TÊTE

polyuréthane expansé indéformable densité 25kg/m³ revêtement en ouate acrylique et velours.

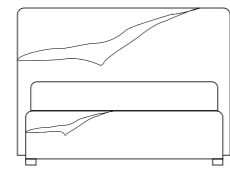
REVÊTEMENT

completamente dehoussabile nella versione tessuto, seulement le cadre dans la version en cuir. Le modèle peut présenter des coutures différents entre la version en cuir ou en tissu.




RING VERO LEGNO
FRAME IN REAL WOOD
CADRE DE LIT EN VRAI BOIS

TESSUTO / FABRIC / TISSU



COMPLETAMENTE SFODERABILE
COMPLETELY REMOVABLE COVERING
COMPLETEMENT DEHOUSSABLE

PELLE / LEATHER / CUIR

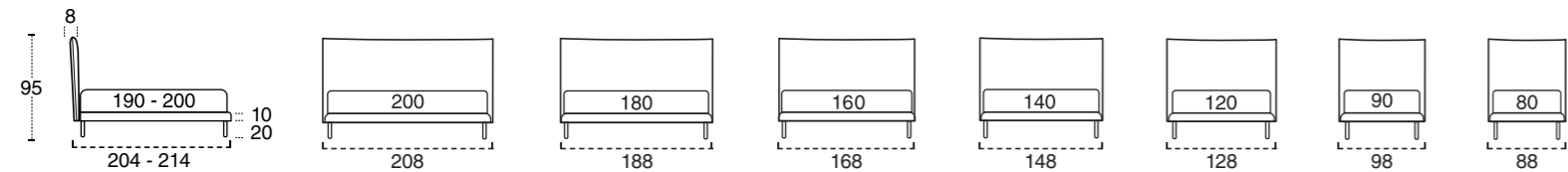


SOLO RING SFODERABILE
ONLY BED-FRAME REMOVABLE COVERING
SEULEMENT LE CADRE DE LIT EST DEHOUSSABLE

ZIP DISPONIBILI / AVAILABLE ZIPS / FERMETURE ECLAIRES DISPONIBLES




DIONISIO STANDARD/ZIP H.10 CM

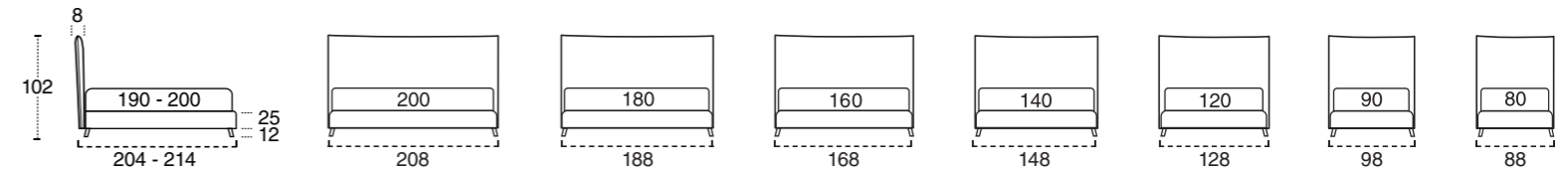


RETE STANDARD FORLI
STANDARD FORLI BED BASE
SOMMIER STANDARD FORLI

PIEDINI PER GIROLETTO H 10 CM / FEET FOR BED FRAME H 10 / PIED POUR CADRE H 10 CM



DIONISIO STANDARD/ZIP H.25 CM



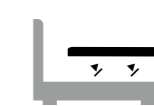
SENZA RETE: SPECIFICARE MISURA ALLOGGIO PER RETE WITHOUT BED BASE: PLEASE SPECIFY SIZE OF THE BASE SANS SOMMIER: NOTER LA DIMENSION DU RANGE SOMMIER



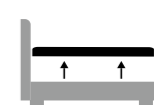
RETE STANDARD CORTINA
STANDARD CORTINA BED BASE
SOMMIER STANDARD CORTINA



SISTEMA ALZARETE YPSILON
YPSILON LIFT-UP MECHANISM FOR BED BASE
SYSTÈME DE RELEVAGE YPSILON

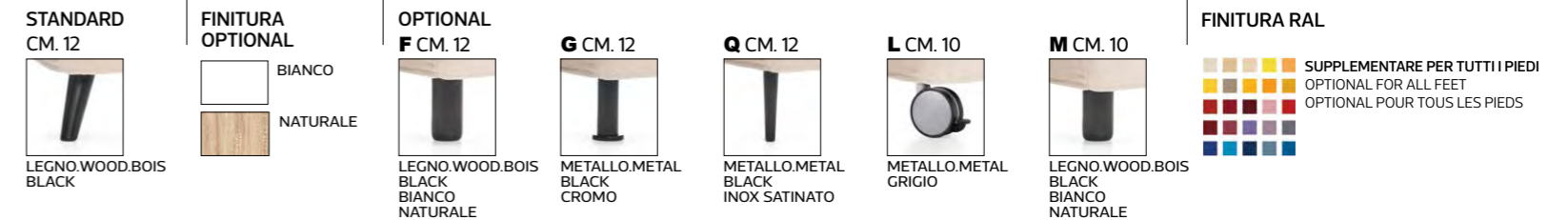


SISTEMA ALZARETE TRIPLEX
TRIPLEX LIFT UP MECHANISM FOR BED BASE
SYSTÈME DE RELEVAGE TRIPLEX

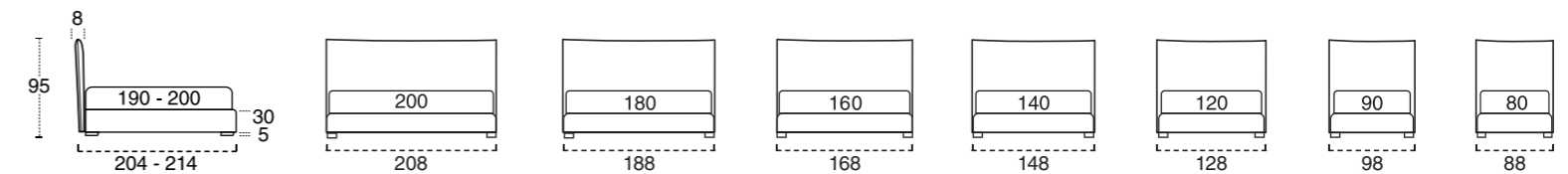


SISTEMA ALZARETE MASTER
MASTER LIFT UP MECHANISM FOR BED BASE
SYSTÈME DE RELEVAGE MASTER

PIEDINI PER GIROLETTO H 25 CM / FEET FOR BED FRAME H 25 / PIED POUR CADRE H25 CM



DIONISIO STANDARD/ZIP H.30 CM



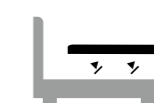
SENZA RETE: SPECIFICARE MISURA ALLOGGIO PER RETE WITHOUT BED BASE: PLEASE SPECIFY SIZE OF THE BASE SANS SOMMIER: NOTER LA DIMENSION DU RANGE SOMMIER



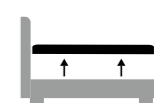
RETE STANDARD CORTINA
STANDARD CORTINA BED BASE
SOMMIER STANDARD CORTINA



SISTEMA ALZARETE YPSILON
YPSILON LIFT-UP MECHANISM FOR BED BASE
SYSTÈME DE RELEVAGE YPSILON



SISTEMA ALZARETE TRIPLEX
TRIPLEX LIFT UP MECHANISM FOR BED BASE
SYSTÈME DE RELEVAGE TRIPLEX



SISTEMA ALZARETE MASTER
MASTER LIFT UP MECHANISM FOR BED BASE
SYSTÈME DE RELEVAGE MASTER

PIEDINI PER GIROLETTO H 30 CM / FEET FOR BED FRAME H 30 / PIED POUR CADRE H 30 CM



SOMMIER

I nostri letti sono pensati per essere adattati anche in ambienti contract o con pannellature già esistenti. Il letto senza testata, inoltre, risulta più pratico per essere spostato e riassetato.

Our beds born to be adapted in contract ambient also or into already existing panels. The bed without headboard is more practical for being moved and to suit spaces.

Nos lits sont conçues pour être adapter même aux ambiances contract ou la ou les têtes des lits sont déjà existants. Le lit sans tête résulte être plus pratique même pour être déplacé ou rangé.





SOMMIER H 30 cm



SOMMIER H 25 cm



SOMMIER H 10 cm

SOMMIER

STRUTTURA GIROLETTO

in multistrato di legno.

IMBOTTITURA GIROLETTO

in poliuretano espanso indeformabile densità 25kg/m³ rivestito in ovatta acrilica e vellutino.

SPESORE GIROLETTO

totale 4cm.

RIVESTIMENTO

completamente sfoderabile nella versione tessuto; ring sfoderabile nella versione pelle. Il modello può differire per alcune cuciture tra versione pelle e versione tessuto.

BASE STRUCTURE

wood multilayer.

BASE PADDING

undeformable polyurethane foam 25kg/m³ density covered with a top layer of acrylic wadding and velvet.

BASE THICKNESS

4cm total.

COVERING

completely removable covering in fabric version; only base removable covering in leather version. The model can have different sewings and finishings according to leather or fabric version.

CADRE DE LIT

feuilleté de bois.

GARNISSAGE DU CADRE DE LIT

polyuréthane expansé indéformable densité 25kg/m³ revêtement en ouate acrylique et velours.

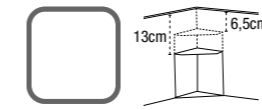
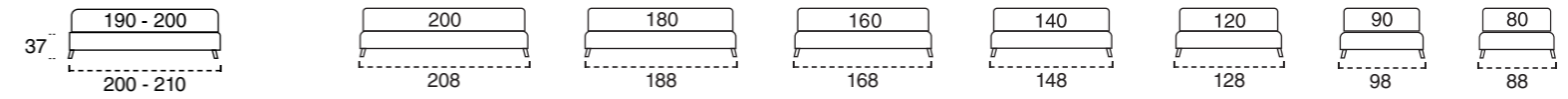
EPAISSEUR CADRE DE LIT

total 4 cm.

REVÊTEMENT

completamente dehoussabile dans la version tissu, seulement le cadre dans la version en cuir. Le modèle peut présenter des coutures différents entre la version en cuir ou en tissu.

SOMMIER H.25 CM



SENZA RETE: SPECIFICARE MISURA ALLOGGIO PER RETE WITHOUT BED BASE: PLEASE SPECIFY SIZE OF THE BASE SANS SOMMIER: NOTER LA DIMENSION DU RANGE SOMMIER



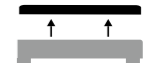
RETE STANDARD CORTINA STANDARD CORTINA BED BASE SOMMIER STANDARD CORTINA



SISTEMA ALZARETE YPSILON YPSILON LIFT-UP MECHANISM FOR BED BASE SYSTÈME DE RELEVAGE YPSILON



SISTEMA ALZARETE TRIPLEX TRIPLEX LIFT UP MECHANISM FOR BED BASE SYSTÈME DE RELEVAGE TRIPLEX



SISTEMA ALZARETE MASTER MASTER LIFT UP MECHANISM FOR BED BASE SYSTÈME DE RELEVAGE MASTER

PIEDINI PER GIROLETTO H 25 CM / FEET FOR BED FRAME H 25 / PIED POUR CADRE H25 CM

STANDARD CM. 12




LEGNO.WOOD.BOIS BLACK

FINITURA OPTIONAL



OPTIONAL F CM. 12



LEGNO.WOOD.BOIS BLACK

G CM. 12



METALLO.METAL BLACK CROMO

Q CM. 12




METALLO.METAL BLACK INOX SATINATO

L CM. 10



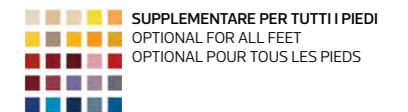
METALLO.METAL GRIGIO

M CM. 10




LEGNO.WOOD.BOIS BLACK BIANCO NATURALE

FINITURA RAL



SUPPLEMENTARE PER TUTTI I PIEDI OPTIONAL FOR ALL FEET OPTIONAL POUR TOUS LES PIEDS

TESSUTO / FABRIC / TISSU



COMPLETAMENTE SFODERABILE COMPLETELY REMOVABLE COVERING COMPLETEMENT DEHOUSSABLE

PELLE / LEATHER / CUIR



RING SFODERABILE BED-FRAME REMOVABLE COVERING CADRE DE LIT EST DÉHOUSSABLE

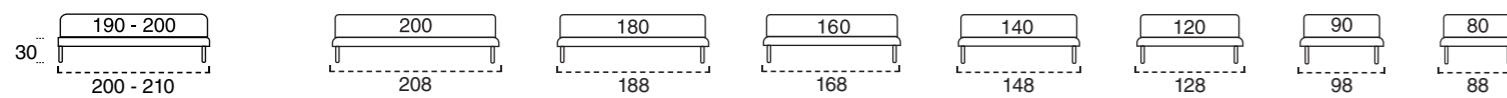


RING VERO LEGNO FRAME IN REAL WOOD CADRE DE LIT EN VRAI BOIS

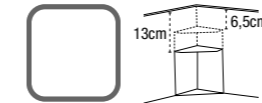


STRUTTURA VERO LEGNO REAL WOOD STRUCTURE STRUCTURE EN VRAI BOIS

SOMMIER H.10 CM



RETE STANDARD FORLI STANDARD FORLI BED BASE SOMMIER STANDARD FORLI



SENZA RETE: SPECIFICARE MISURA ALLOGGIO PER RETE WITHOUT BED BASE: PLEASE SPECIFY SIZE OF THE BASE SANS SOMMIER: NOTER LA DIMENSION DU RANGE SOMMIER



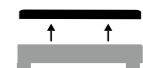
RETE STANDARD CORTINA STANDARD CORTINA BED BASE SOMMIER STANDARD CORTINA



SISTEMA ALZARETE YPSILON YPSILON LIFT-UP MECHANISM FOR BED BASE SYSTÈME DE RELEVAGE YPSILON



SISTEMA ALZARETE TRIPLEX TRIPLEX LIFT UP MECHANISM FOR BED BASE SYSTÈME DE RELEVAGE TRIPLEX



SISTEMA ALZARETE MASTER MASTER LIFT UP MECHANISM FOR BED BASE SYSTÈME DE RELEVAGE MASTER

PIEDINI PER GIROLETTO H 10 CM / FEET FOR BED FRAME H 10 / PIED POUR CADRE H 10 CM

STANDARD CM. 20



LEGNO.WOOD.BOIS BLACK

FINITURA OPTIONAL



OPTIONAL A CM. 20



LEGNO.WOOD.BOIS BLACK BIANCO NATURALE

B CM. 20



LEGNO.WOOD.BOIS BLACK BIANCO NATURALE

C CM. 20



METALLO.METAL BLACK

D CM. 20



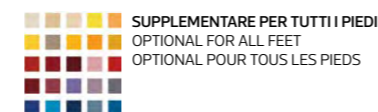
METALLO.METAL BLACK CROMO

E CM. 20



PLEXIGLASS

FINITURA RAL



SUPPLEMENTARE PER TUTTI I PIEDI OPTIONAL FOR ALL FEET OPTIONAL POUR TOUS LES PIEDS

PIEDINI PER GIROLETTO H 30 CM / FEET FOR BED FRAME H 30 / PIED POUR CADRE H 30 CM

STANDARD CM. 5



LEGNO.WOOD.BOIS BLACK

FINITURA OPTIONAL



OPTIONAL N CM. 5



LEGNO.WOOD.BOIS BLACK BIANCO NATURALE

P CM. 5



METALLO.METAL BLACK CROMO

L CM. 10



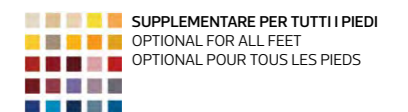
METALLO.METAL GRIGIO

M CM. 10



LEGNO.WOOD.BOIS BLACK BIANCO NATURALE

FINITURA RAL



SUPPLEMENTARE PER TUTTI I PIEDI OPTIONAL FOR ALL FEET OPTIONAL POUR TOUS LES PIEDS

POLTRONE . TAVOLINI . POUF

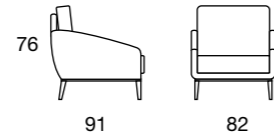
I complementi d'arredo sono la nota originale di ogni ambiente, capaci di esprimere il gusto personale e arricchire in funzionalità le possibilità di appoggio e di seduta nella camera da letto.

Accessories are the original touch for every space, able to express each person style and to enrich the possibility to have seat in the bedroom.

Les accessoires d'ameublement représentent la note originale de chaque endroit, capables de représenter le gout personale et enrichir en fonctionnalité les possibilités de rangement et même d'assis de la chambre a coucher.



BALI

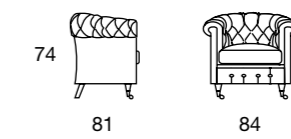


FINITURE LEGNO / WOOD FINISHINGS / FINITIONS BOIS

			
STANDARD FINITURA BLACK	OPTIONAL ROVERE NATURALE	OPTIONAL BIANCO	OPTIONAL FINITURA RAL

Poltrona 82_cat. H_art. Piuma col. 11_black

SABRINA






PIEDINI / FEET / PIED



PIEDE STANDARD
CON RUOTA CROMO

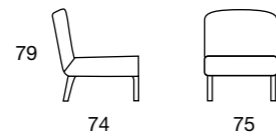
PIEDE OPTIONAL
FISSO CROMO

FINITURE LEGNO / WOOD FINISHINGS / FINITIONS BOIS


			
STANDARD FINITURA BLACK	OPTIONAL ROVERE NATURALE	OPTIONAL BIANCO	OPTIONAL FINITURA RAL

Poltrona 84 cm_art. Vintage col. 9003_black

MINORCA

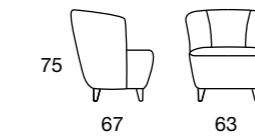


FINITURE LEGNO / WOOD FINISHINGS / FINITIONS BOIS




			
STANDARD FINITURA BLACK	OPTIONAL ROVERE NATURALE	OPTIONAL BIANCO	OPTIONAL FINITURA RAL

Poltrona 75 cm_art. Toscana 5017_black

FLORA

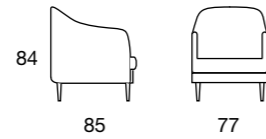


FINITURE LEGNO / WOOD FINISHINGS / FINITIONS BOIS

			
STANDARD FINITURA BLACK	OPTIONAL ROVERE NATURALE	OPTIONAL BIANCO	OPTIONAL FINITURA RAL

Poltrona 63 cm_art. Shore col. Elephant_black

ISCHIA

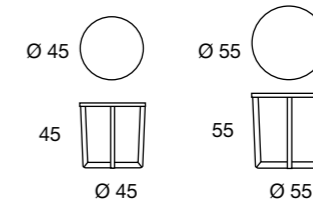


FINITURE PIEDINI / FEET FINISHINGS / COULEUR PIED OPTIONNEL

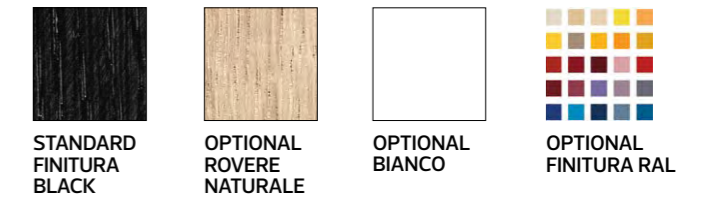


Poltrona 77 cm_cat. G_art. Honeymoon 15_metallo black

BILBAO

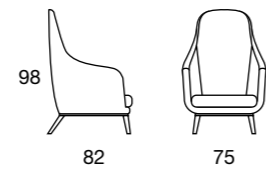


FINITURE LEGNO / WOOD FINISHINGS / FINITIONS BOIS

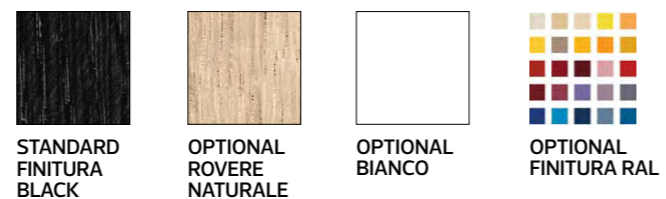


Tavoli Ø 45 h 45 cm + Ø 55 h 55 cm_black

GIACARTA

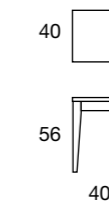


FINITURE LEGNO / WOOD FINISHINGS / FINITIONS BOIS

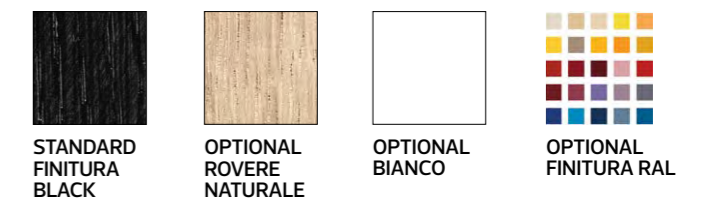


Poltrona cm 75_art. Linea col. 616_black

TOLEDO

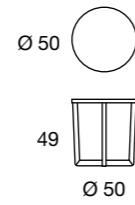


FINITURE LEGNO / WOOD FINISHINGS / FINITIONS BOIS




Tavolo 40x40 h 56 cm_black

GATWICK



MARMO / MARBLE / MARBRE



CALACATTA
ORO LUCIDO




EMPERADOR
DARK LUCIDO



MARMO
CARRARA

STRUTTURA / STRUCTURE / CHASSIS EN METAL



STANDARD
TITANIO



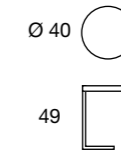
OPTIONAL
CHAMPAGNE



OPTIONAL
INOX SATINATO

Tavolo Ø 50 h 49 cm_marmo calacatta oro lucido_titanio

STANSTED



MARMO / MARBLE / MARBRE



CALACATTA
ORO LUCIDO




EMPERADOR
DARK LUCIDO



MARMO
CARRARA

STRUTTURA / STRUCTURE / CHASSIS EN METAL



STANDARD
TITANIO



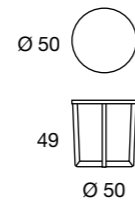
OPTIONAL
CHAMPAGNE




OPTIONAL
INOX SATINATO

Server Ø 40 h 49 cm_marmo calacatta oro lucido_titanio

GRAYS



STRUTTURA / STRUCTURE / CHASSIS EN METAL



STANDARD
TITANIO



OPTIONAL
CHAMPAGNE



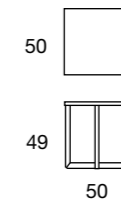
OPTIONAL
INOX SATINATO

Tavolo Ø 50 h 49 cm_pelle art. Nature col. 1771_titanio


Tavolo Ø 50 h 49 cm_pelle art. Nature col. 1783_titanio

Nella versione in pelle piano disponibile in tutti i colori presenti in collezione

HEATHROW




MARMO / MARBLE / MARBRE



CALACATTA
ORO LUCIDO




EMPERADOR
DARK LUCIDO



MARMO
CARRARA

STRUTTURA / STRUCTURE / CHASSIS EN METAL



STANDARD
TITANIO



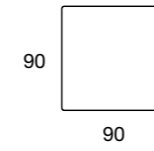
OPTIONAL
CHAMPAGNE



OPTIONAL
INOX SATINATO

Tavolo 50x50 h 49 cm_marmo emperador dark lucido_titanio

JERSEY



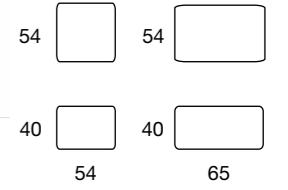
Pouf 90x90 H. 16 cm_art. Nature col. 1782 / cat. H_art. Dolomiti 42

CIPRO



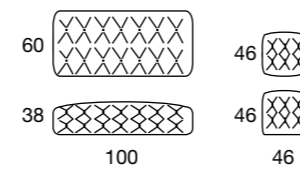
Pouf Ø 50 H. 42 cm_art. Nature col. 1784

KOS



Pouf 54x65 cm_art. Nature col. 1782

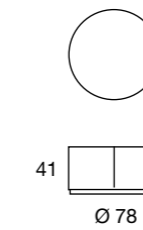
NAVONA



Pouf 46x46 h. 46 cm_ cat. G_art. Scubidu dis. 1438 col. 31

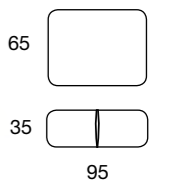
Pouf 100x60 h. 38 cm_art. Vintage col. 9003

SALINA



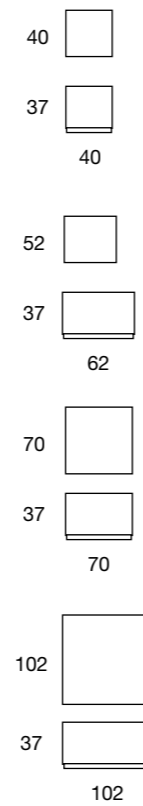
Pouf Ø 78 cm_cat. H_art. Piuma col. 04

MOON



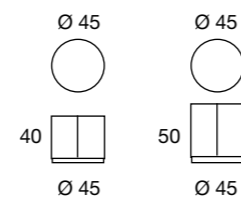
Pouf 95x65 cm_cat. G_art. Honeymoon col. 14

PROCIDA



Pouf 62x52 cm_cat. H_art. 7832 col. 77
Pouf 40x40 cm_cat. T/C_art. Penelope col. 17

CAPRAIA

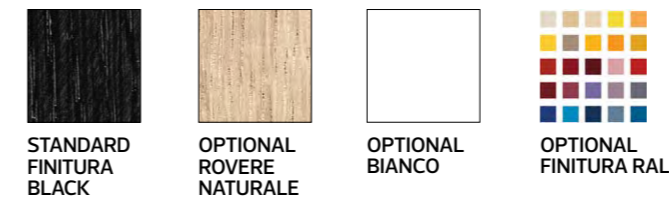


Pouf Ø 45 h. 50_cat. F_art. Nabucco col. 11
Pouf Ø 45 h. 45_cat. H_art. Tellaro 03

IRIS




FINITURE LEGNO / WOOD FINISHINGS / FINITIONS BOIS



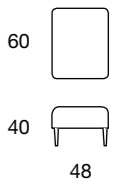
Pouf 48x48 cm_cat. F_art. Shore col. Elephant_black

MAIA



Panchetta 152x46 h. 36_cat. F_art. Shore col. Toffee/
fianchi_cat. T/C_art. Penelope col. 17_black

ISCHIA

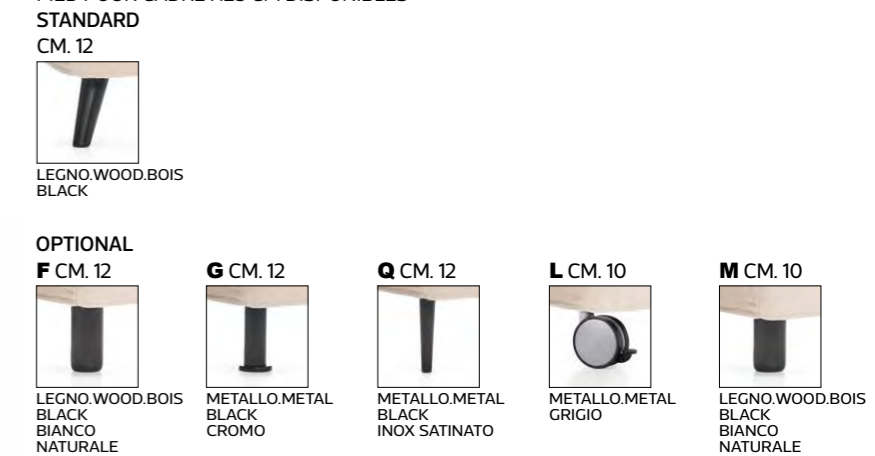


FINITURE PIEDINI / FEET FINISHINGS / COULEUR PIED OPTIONNEL

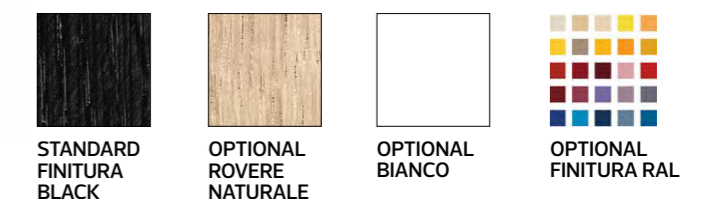


Pouf 60x48 cm_cat. G_art. Honeymoon col. 15_metallo black

DISPONIBILI PIEDINI PER GIROLETTO H 25 CM FEET FOR BED FRAME H 25 AVAILABLE PIED POUR CADRE H25 CM DISPONIBLES



FINITURE LEGNO / WOOD FINISHINGS / FINITIONS BOIS





CUSCINI D'ARREDO

CUSCINI D'ARREDO
STANDARD CUSHION
COUSSIN DECO STANDARD



60 x 60 cm



50 x 50 cm



40 x 40 cm

**CUSCINI D'ARREDO
CON BORDINO**
CUSHION WITH PIPING
COUSSIN DECO AVEC PASSEPOIL



60 x 60 cm



50 x 50 cm



40 x 40 cm

**CUSCINI D'ARREDO
CON SOFFIETTO**
CUSHION WITH BELLOW
COUSSIN DECO AVEC SOUFLET



60 x 60 cm



50 x 50 cm



40 x 40 cm

**CUSCINI D'ARREDO
POGGIARENI**
LOWER BACK SUPPORT
LUMBAR CUSHIONS
COUSSINS DECO CALE-REINS



23 x 45 cm



23 x 60 cm

COORDINATI BIANCHERIA

Tessuti freschi e confortevoli o caldi e accoglienti, caratterizzati da texture piacevoli al tatto consentono di personalizzare il proprio letto in maniera unica. Una vasta gamma di colori disponibile per i rivestimenti in cotone, consente di creare una serie di combinazioni estremamente ampia.

Fresh and comfortable, warm and cozy tissues characterized by textures nice to touch allows to customize and creates your bed in a unique way. A large variety of available colors for cotton coverings allows to create lots of combinations.

Tissus frais et confortables ou chaudes et accueillantes, caractérisés par des textures agréables au tact qui vous permettent de personnaliser votre lit. Une gamme importante des coloris disponibles pour la linge en coton pour vous permettre de créer votre parure préférée.





STONEWASH

100% COTONE/COTTON/COTON

- ① FEDERA STANDARD
STANDARD PILLOWCASE
OREILLER STANDARD
- ② FEDERA CON BOTTONE
PILLOWCASE WITH BUTTON
OREILLER AVEC BOUTON
- ③ TRAPUNTINO
QUILT
BOUTIS
- ④ SCALDOTTO*
BED WARMER COVERING*
CHEMIN DE LIT*
- ⑤ SACCO COPRIPIUMINO
DUVET COVER
HOUSSE DE COUETTE
- ⑥ LENZUOLO, SOTTOLENZUOLO E FEDERE
FLAT SHEET, FITTED SHEET AND PILLOWCASE
PARURE LIT: DRAP, DRAP HOUSSE ET TAIES
- ⑦ PLAID DERBY
DERBY PLAID
PLAID DERBY
- ⑧ COPERTA EURIDICE
EURIDICE COVER
COUVERTURE EURIDICE
- ⑨ COPERTA DERBY
DERBY COVER
COUVERTURE DERBY



*SCALDOTTO
(DISPONIBILE IN TUTTI I RIVESTIMENTI
IN TESSUTO IN COLLEZIONE)
*BED WARMER COVERING
(AVAILABLE IN ALL FABRICS)
*CHEMIN DE LIT
(DISPONIBLE DANS TOUS LES
REVÊTEMENTS EN TISSU)

É POSSIBILE MIXARE LE TONALITÀ DELLE
LENZUOLA SOPRA E SOTTO E DELLE FEDERE
IT IS POSSIBLE TO MIX THE TONALITY OF FLAT
SHEET, FITTED SHEET AND PILLOWCASE
IL EST POSSIBLE DE COMBINER LES DIFFERENTS
COULEUR POUR PERSONALISER
LA PARURE DU LIT



LARA

100% COTONE/COTTON/COTON

- ⑩ FEDERA 3 VOLANT
PILLOWCASE 3 VOLANT
OREILLER AVEC 3 VOLANTS
- ⑪ SACCO COPRIPIUMINO
DUVET COVER
HOUSSE DE COUETTE
- ⑫ LENZUOLO, SOTTOLENZUOLO E FEDERE
FLAT SHEET FITTED SHEET AND PILLOWCASE
PARURE LIT: DRAP, DRAP HOUSSE ET TAIES
- ⑬ SCALDOTTO*
BED WARMER COVERING*
CHEMIN DE LIT*



INIZIALI RICAMATE OPTIONAL
OPTIONAL EMBROIDERED INITIALS
INITIALES BRODÉES OPTIONNELLES

*SCALDOTTO
(DISPONIBILE IN TUTTI I RIVESTIMENTI
IN TESSUTO IN COLLEZIONE)
*BED WARMER COVERING
(AVAILABLE IN ALL FABRICS)
*CHEMIN DE LIT
(DISPONIBLE DANS TOUS LES
REVÊTEMENTS EN TISSU)

É POSSIBILE MIXARE LE TONALITÀ DELLE
LENZUOLA SOPRA E SOTTO E DELLE FEDERE
IT IS POSSIBLE TO MIX THE TONALITY OF FLAT
SHEET, FITTED SHEET AND PILLOWCASE
IL EST POSSIBLE DE COMBINER LES DIFFERENTS
COULEUR POUR PERSONALISER
LA PARURE DU LIT

MATERASSI E GUANCIALI

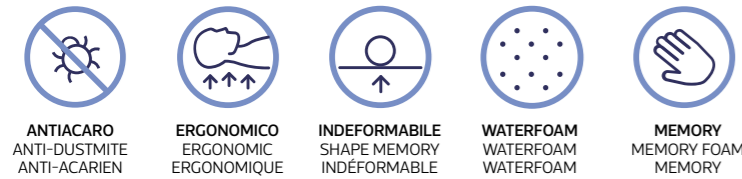
Tutto quello che completa un letto e lo rende un luogo piacevole per il riposo e il relax è disponibile in un'ampia scelta. Materassi, guanciali, trapunte possono essere selezionate secondo il proprio gusto e al variare delle stagioni.

All that complete a bed and let it become a nice place to relax is available. Mattress, pillows and quilts are selected according to everyone needs and style and for every season.

Nous avons a disposition tous les options qui rendent un lit complet et un lieu agréable pour votre relax. Matelas, oreillers et boutis peuvent être sélectionnés selon vos goûtes et saisons.



TINDARI H. 30 CM



POLIURETANO ESPANSO E MEMORY FOAM 6 CM

TINDARI è un materasso con lavorazione a foratura traspirante, combina 3 diverse densità in modo da ottenere un sistema riposo a portanza differenziata e ergonomica. La sinuosità dell'onda segue le linee del nostro corpo supportando ogni zona mantenendo una postura corretta. Fodera sfoderabile Air Plus Silver Therapy con Filo Ultra Traspirante.

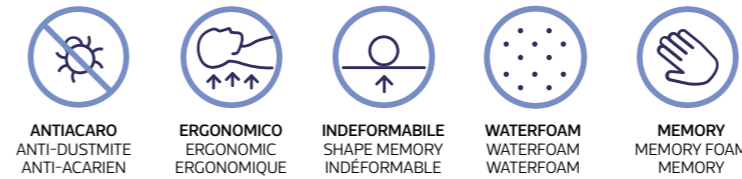
POLYURETHANE FOAM AND 6 CM MEMORY FOAM

TINDARI, a breathable technology mattress, combines 3 different densities so as to achieve a sleep system with a differentiated and ergonomic weight distribution capacity. The sinuous wave flow follows the contours of the body, supporting every area while maintaining a correct posture. Removable Air Plus Silver Therapy mattress cover with Ultra Breathable Thread.

MOUSSE POLYURÉTHANE ET MOUSSE À MÉMOIRE DE FORME 6 CM

TINDARI est un matelas avec percages respirants, combinant 3 densités différentes pour un système de repos à portance différenciée et ergonomique. La sinuosité de l'onde suit les lignes du corps en soutenant chaque zone tout en maintenant une posture correcte. Couvre-matelas déhoussable Air Plus Silver Therapy avec Fil Ultra Respirant.

MICENE H. 26 CM



POLIURETANO 9 ZONE, MEMORY FOAM 6,5 CM E MEMORY GEL 1 CM

MICENE è costituito da una base in poliuretano espanso a 9 zone di portanza differenziata da uno strato di memory foam H. 6,5 cm e da 1 cm di memory gel. Il memory gel consente di mantenere bassa e costante la temperatura interna del materasso, una tecnologia innovativa che consente un riposo fresco e confortevole. Fascia perimetrale 3D traspirante, maniglie, sfoderabile e lavabile.

POLYURETHANE 9-ZONE, 6.5 CM MEMORY FOAM AND 1 CM MEMORY GEL

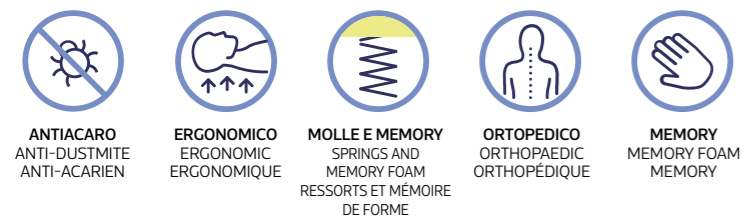
MICENE builds up from a polyurethane foam base, a 6.5 cm layer of 9-zone with differentiated weight distribution capacity memory foam and 1 cm layer of memory gel. The memory gel keeps the internal temperature of the mattress low and constant, an innovative technology offering cool and comfortable sleep.

3D breathable perimeter strip, handles, cover removable and washable.

POLYURÉTHANE 9 ZONES, MOUSSE À MÉMOIRE DE FORME 6,5 CM ET MEMORY GEL 1 CM

MICENE se compose d'une base en mousse polyuréthane avec 9 zones de portance différenciée, d'une couche de mousse à mémoire de forme H. 6,5 cm et d'1 cm de gel à mémoire de forme. Le gel à mémoire de forme permet de maintenir à l'intérieur du matelas une température basse et constante, une technologie innovante qui permet un repos frais et confortable. Bande périmétrique 3D respirante, poignées, déhoussable et lavable.

CORINTO H. 28 CM



MOLLE INSACCHETTATE, POLIURETANO ESPANSO E MEMORY FOAM 7 CM

CORINTO è costituito da 1600 molle insacchettate indipendenti per il materasso matrimoniale e 800 per il singolo. Inoltre ha un pillow top in memory foam H. 7 cm. Sfoderabile con Zip e lavabile.

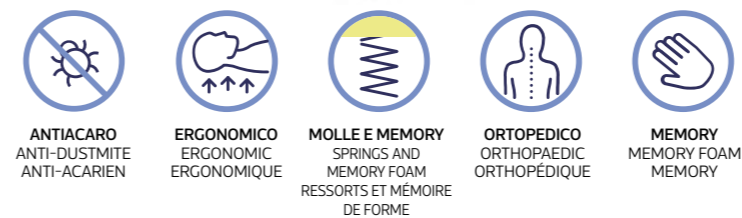
POCKET SPRINGS, POLYURETHANE FOAM AND 7 CM MEMORY FOAM

CORINTO has 1600 independent pocket springs for the double mattress and 800 for the single mattress. It also has a pillow top in 7cm memory foam. Zippered cover, removable and washable.

RESSORTS ENSACHÉS, MOUSSE POLYURÉTHANE ET MOUSSE À MÉMOIRE DE FORME 7 CM

CORINTO est composé de 1600 ressorts ensachés indépendants pour le matelas double et de 800 ressorts ensachés pour le matelas simple. Il dispose également d'un surmatelas en mousse à mémoire de forme H. 7 cm. Déhoussable avec fermeture éclair et lavable.

CORFÙ H. 28 CM



MOLLE INSACCHETTATE, POLIURETANO ESPANSO E MEMORY FOAM 5 CM

CORFÙ è costituito da 800 molle insacchettate indipendenti per il materasso matrimoniale e 400 per il singolo. CORFÙ ha 7 zone differenziate e un pillow top in memory foam H. 5 cm che gli consentono di adattarsi a tutte le posture del corpo garantendo una piacevole sensazione di rilassamento per ogni riposo. Sfoderabile con Zip e lavabile.

POCKET SPRINGS, POLYURETHANE FOAM AND 5 CM MEMORY FOAM

CORFÙ has 800 independent pocket springs for the double mattress and 400 for the single mattress. CORFÙ has 7 differentiated zones and a pillow top in 5 cm memory foam that adapt to every body posture, guaranteeing a pleasant sensation of relaxation for every sleep. Zippered cover, removable and washable.

RESSORTS ENSACHÉS, MOUSSE POLYURÉTHANE ET MOUSSE À MÉMOIRE DE FORME 5 CM

CORFÙ est composé de 800 ressorts ensachés indépendants pour le matelas double et de 400 ressorts ensachés pour le matelas simple. CORFÙ dispose de 7 zones différenciées et d'un sur-matelas en mousse à mémoire de forme H. 5 cm qui permettent de s'adapter à toutes les postures du corps en assurant une agréable sensation de détente pour le repos. Déhoussable avec fermeture éclair et lavable.

CIRENE H. 23 CM



POLIURETANO ESPANSO E MEMORY FOAM 5 CM
CIRENE è costituito da una base di poliuretano espanso 15 cm ad alta densità e da una lastra in memory foam 9 zone a portanza differenziata H. 5 cm ergonomica e modellante che si adatta perfettamente alla posizione naturale del corpo. Sfoderabile con doppie maniglie laterali.

POLYURETHANE FOAM AND 5 CM MEMORY FOAM
CIRENE has a 15 cm high-density polyurethane foam base and a 5 cm layer of 9-zone memory foam with differentiated weight distribution capacity, ergonomic and pliable to adapt perfectly to the natural position of the body. Removable cover with double side handles.

MOUSSE POLYURÉTHANE ET MOUSSE À MÉMOIRE DE FORME 5 CM
CIRENE est composé d'une base en mousse polyuréthane haute densité de 15 cm et d'une plaque de mousse à mémoire de forme à 9 zones à portance différenciée H. 5 cm ergonomique et modelante qui s'adapte parfaitement à la position naturelle du corps. Déhoussable avec doubles poignées latérales.



ANTIACARO
ANTI-DUSTMITE
ANTI-ACARIEN

ERGONOMICO
ERGONOMIC
ERGONOMIQUE

INDEFORMABILE
SHAPE MEMORY
INDÉFORMABLE

WATERFOAM
WATERFOAM
WATERFOAM

MEMORY
MEMORY FOAM
MEMORY



ELEUSI H. 25 CM



MOLLE INSACCHETTATE E MEMORY FOAM 9 ZONE 3 CM
ELEUSI è costituito da 700 molle insacchettate rivestite singolarmente in TNT e da una lastra in memory foam 9 zone a portanza differenziata H. 3 cm che migliora la circolazione eliminando i punti di pressione. ELEUSI offre un riposo fresco e salutare e presenta doppie maniglie laterali.

POCKET SPRINGS AND 3 CM 9-ZONE MEMORY FOAM
ELEUSI has 700 individual TNT-padded pocket springs and a 3 cm layer of 9-zone memory foam that improves circulation by eliminating the pressure points. ELEUSI offers cool, healthy sleep and has double side handles.

RESSORTS ENSACHÉS ET 9 ZONES MÉMOIRE DE FORME 3 CM
ELEUSI se compose de 700 ressorts ensachés revêtus chacun de TNT et d'une plaque de mousse à mémoire de forme à 9 zones à portance différenciée H. 3 cm qui améliore la circulation en éliminant les points de pression. ELEUSI offre un repos frais et sain et dispose de doubles poignées latérales.




ANTIACARO
ANTI-DUSTMITE
ANTI-ACARIEN

ERGONOMICO
ERGONOMIC
ERGONOMIQUE

MOLLE E MEMORY
SPRINGS AND
MEMORY FOAM
RESSORTS ET MÉMOIRE
DE FORME

ORTOPEDICO
ORTHOPEAEDIC
ORTHOPÉDIQUE

MEMORY
MEMORY FOAM
MEMORY



MILETO H. 21 CM



POLIURETANO ESPANSO E MEMORY FOAM 2,5 CM
MILETO è costituito da una lastra in Memory Foam H 2,5 cm che migliora la circolazione attivando i punti di pressione e da una lastra in poliuretano espanso che lo rende indeformabile. Rivestimento esterno con fascia 3D e doppie maniglie laterali.

POLYURETHANE FOAM AND 2,5 CM MEMORY FOAM
MILETO has a 2.5 cm layer of memory foam that improves circulation by activating pressure points and a layer of polyurethane foam to ensure shape memory. External covering with a 3D perimeter strip and double side handles.

MOUSSE POLYURÉTHANE ET MOUSSE À MÉMOIRE DE FORME 2,5 CM
MILETO se compose d'une plaque de mousse à mémoire de forme H. 2,5 cm qui améliore la circulation en activant les points de pression et d'une feuille de mousse polyuréthane qui la rend indéformable. Revêtement extérieur avec bande 3D et doubles poignées latérales.




ANTIACARO
ANTI-DUSTMITE
ANTI-ACARIEN


ERGONOMICO
ERGONOMIC
ERGONOMIQUE

INDEFORMABILE
SHAPE MEMORY
INDÉFORMABLE

WATERFOAM
WATERFOAM
WATERFOAM

MEMORY
MEMORY FOAM
MEMORY





GUANCIALE FORMA CLASSICA IN MEMORY FOAM H. 12/15 CM

Si adatta alla forma della testa e del collo senza opporre resistenza. Posizioni ideali: ogni posizione del sonno. Il cuscino in Memory Foam rilassa i muscoli del collo e dona un sostegno perfetto.

CLASSIC SHAPE PILLOW IN 12/15 CM MEMORY FOAM

Adapts to the shape of the head and neck without resistance. Ideal positions: all sleeping positions. The memory foam pillow relaxes the neck muscles and provides perfect support.

OREILLER FORME CLASSIQUE EN MOUSSE À MÉMOIRE DE FORME H. 12/15 CM

Il s'adapte à la forme de la tête et du cou sans opposer de résistance. Positions idéales: toute position du sommeil. L'oreiller en Mousse à Mémoire de Forme détend les muscles de la nuque et offre un soutien parfait.



GUANCIALE FORMA CLASSICA IN MEMORY FOAM FORATO

Ottima traspirabilità grazie alla lavorazione con foratura, inoltre si adatta alla forma della testa senza opporre resistenza. Posizioni ideali: ogni posizione del sonno. Il cuscino in Memory Foam rilassa i muscoli del collo e dona un sostegno perfetto.

CLASSIC SHAPE PILLOW IN PERFORATED MEMORY FOAM

Excellent breathability due to the perforations, it also adapts to the shape of the head without resistance. Ideal positions: all sleeping positions. The memory foam pillow relaxes the neck muscles and provides perfect support.

OREILLER FORME CLASSIQUE EN MOUSSE À MÉMOIRE DE FORME PERCÉE

Excellente respirabilité grâce aux percées, il s'adapte également à la forme de la tête sans opposer de résistance. Positions idéales : toute position du sommeil. L'oreiller en Mousse à Mémoire de Forme détend les muscles de la nuque et offre un soutien parfait.



GUANCIALE CERVICALE A ONDA IN MEMORY FOAM

Contrasta il dolore alla cervicale. Posizioni ideali: pancia in su, su un fianco. Il modello ad onda mantiene la testa nella posizione corretta permettendo il naturale allineamento delle vertebre cervicali e favorisce il rilassamento della muscolatura del collo.

CERVICAL WAVE PILLOW IN MEMORY FOAM

Eases cervical neck pain. Ideal positions: face up, on one side. The Wave model holds the head in the correct position, allowing natural alignment of the cervical vertebrae and encouraging relaxation of the neck muscles.

OREILLER CERVICAL EN MOUSSE À MÉMOIRE DE FORME

Contre la douleur cervicale. Positions idéales : sur le dos, sur le côté. Le modèle à Onde maintient la tête dans la bonne position permettant l'alignement naturel des vertèbres cervicales et favorise la relaxation des muscles du cou.



GUANCIALE FORMA CLASSICA IN LATTICE

Eccezionalmente elastico. Posizioni ideali: ogni posizione del sonno. Asseconda la forma della testa e del collo favorendo il giusto sostegno ed il rilassamento dei muscoli del collo.

CLASSIC SHAPE PILLOW IN LATEX

Exceptionally flexible. Ideal positions: all sleeping positions. Adapts to the shape of the head and neck, encourages correct support and relaxation of the neck muscles.

OREILLER FORME CLASSIQUE EN LATEX

Élasticité exceptionnelle. Positions idéales: toutes les positions de sommeil. Il épouse la forme de la tête et du cou, en favorisant le bon maintien et le relâchement des muscles du cou.



GUANCIALE IN FIOCCO MEMORY FOAM

Permette di accogliere il peso del capo in maniera progressiva e di assecondare ogni movimento senza comprimere. Posizioni ideali: pancia in su, su un fianco.

FLOCK PILLOW IN MEMORY FOAM

Adjusts gradually to the weight of the head and allows all movement without compression. Ideal positions: face up, on one side.

OREILLER EN FLOCONS DE MOUSSE À MÉMOIRE DE FORME

Il permet d'accueillir le poids de la tête de façon progressive et de s'adapter à chaque mouvement sans comprimer. Positions idéales : sur le dos, sur le côté.



GUANCIALE IN FIOCCO MEMORY FOAM TRASPIRANTE

Permette di accogliere il peso del capo in maniera progressiva e di assecondare ogni movimento senza comprimere. Posizioni ideali: pancia in su, su un fianco.

FLOCK PILLOW IN BREATHABLE MEMORY FOAM

Adjusts gradually to the weight of the head and allows all movement without compression. Ideal positions: face up, on one side.

OREILLER EN FLOCONS DE MOUSSE À MÉMOIRE DE FORME RESPIRANT

Il permet d'accueillir le poids de la tête de façon progressive et de s'adapter à chaque mouvement sans comprimer. Positions idéales: sur le dos, sur le côté.



RETI

La rete è il fondamentale supporto del materasso, necessaria per fornire una base ergonomica al sistema di riposo e garantire, al tempo stesso, un adeguato grado di comfort e una postura corretta e personalizzata. Le reti a doghe offrono, inoltre, la possibilità di una movimentazione manuale o elettrica, affidabile e silenziosa, per consentire l'inclinazione desiderata e il massimo grado di relax.

The base provides fundamental support to the mattress, necessary to give an ergonomic base to the sleep system and at the same time guarantee an adequate level of comfort and a correct, customisable posture. The slatted bases also offer the option of manual or electric movement, reliable and silent, allowing the desired slant and maximum level of relaxation.

Le sommiers est le support fondamental du matelas, nécessaire pour fournir une base ergonomique au système de repos et garantir, en même temps, un degré adéquat de confort ainsi qu'une posture correcte et personnalisée. Les sommiers à douves permettent également un actionnement manuel ou électrique, fiable et silencieux, pour obtenir l'inclinaison souhaitée et le maximum de détente.

RETI STANDARD



CORTINA
Rete disponibile solo per letto H25/30 cm.
CARATTERISTICHE

- 26 doghe in betulla, classe E1
- supporti anticigolio per le doghe
- telaio in acciaio 40x30mm verniciato con polveri epossidiche atossiche
- disponibile anche nella versione divisibile
- disponibile su misura
- disponibile con 4 doghe nella zona lombare dotate di cursori per la regolazione della rigidità in base al peso corporeo

CORTINA
Mattress base available only for bed heights H25/30 cm.
CHARACTERISTICS

- 26 slats in birchwood, class E1
- anti-creak supports for slats
- frame in 40x30mm steel, coated with non-toxic epoxy powder paints
- also available in the splittable version
- can be made to measure
- available with 4 lumbar area slats fitted with sliders to adjust the rigidity based on body weight

CORTINA
Sommier uniquement disponible pour le lit H25/30 cm.
CARACTÉRISTIQUES

- 26 douves en bouleau, classe E1
- supports anti-grincement pour les douves
- châssis en acier 40x30mm peint aux poudres époxy non toxiques
- également disponible dans la version divisible
- disponible sur mesure
- disponible avec 4 douves dans la zone lombaire équipées de curseurs pour ajuster la rigidité en fonction du poids corporel



FORLÌ
Rete disponibile solo per letto H10 cm.
CARATTERISTICHE

- 13 doghe in betulla, classe E1
- supporti anticigolio per le doghe
- telaio in acciaio 40x30mm verniciato con polveri epossidiche atossiche
- 4 piastre angolari per il fissaggio delle gambe
- disponibile anche nella versione divisibile
- disponibile su misura
- disponibile con 4 doghe nella zona lombare dotate di cursori per la regolazione della rigidità in base al peso corporeo

FORLÌ
Mattress base available only for bed height 10 cm.
CHARACTERISTICS

- 13 slats in birchwood, class E1
- anti-creak supports for slats
- frame in 40x30mm steel, coated with non-toxic epoxy powder paints
- 4 corner plates for attaching the legs
- also available in the splittable version
- can be made to measure
- available with 4 lumbar area slats fitted with sliders to adjust the rigidity based on body weight

FORLÌ
Sommier uniquement disponible pour le lit H10 cm.
CARACTÉRISTIQUES

- 13 douves en bouleau, classe E1
- supports anti-grincement pour les douves
- châssis en acier 40x30mm peint aux poudres époxy atoxiques
- 4 plaques d'angle pour la fixation des pieds
- également disponible dans la version divisible
- disponible sur mesure
- disponible avec 4 douves dans la zone lombaire équipées de curseurs pour ajuster la rigidité en fonction du poids corporel



RETI OPTIONAL



BIONICA MOTORIZZATA

Rete disponibile solo per letto H25/30 cm solo su letto fisso.

CARATTERISTICHE

- telaio in legno multistrato di faggio da 70x25, privo di sostanze nocive con doppia struttura
- doghe in faggio inserite in uno speciale portadoghe in HYTREL e SEBS
- regolatori di rigidità nella parte lombare
- motori indipendenti a scomparsa BIONIC con 2 radiocomandi.
- È possibile sincronizzare i motori per un'alzata comune delle reti con unico radiocomando.
- disponibile anche nella versione divisibile
- disponibile su misura

MOTORIZED BIONICA

Mattress base available only for bed heights 25/30 cm, fixed bed only.

CHARACTERISTICS

- frame in 70x25 mm beech multi-ply, free from harmful substances and with double structure
- slats in beech wood, fitted into a special slat holder in HYTREL and SEBS
- rigidity adjusters in the lumbar area
- BIONIC concealed independent motors with 2 remote controls.
- The motors can be synchronised to raise both mattresses using a single remote control.
- also available in the splittable version
- can be made to measure

BIONICA MOTORISÉ

Sommier uniquement disponible pour le lit H25/30 cm uniquement sur lit fixe.

CARACTÉRISTIQUES

- châssis en contreplaqué hêtre 70x25, sans substances nocives, avec double structure
- douves en hêtre insérées dans un support spécial pour douves en HYTREL et SEBS
- régulateurs de rigidité dans la partie lombaire
- moteurs indépendants escamotables BIONIC avec 2 télécommandes.
- Il est possible de synchroniser les moteurs pour un relevage commun des sommiers avec une seule télécommande.
- également disponible dans la version divisible
- disponible sur mesure



GRETA

Rete disponibile solo per letto H25/30 cm ed H10 cm (eccetto piedi in plexiglass) per tutti i sistemi di apertura o su letto fisso.

CARATTERISTICHE

- telaio in legno multistrato di faggio da 70x25, privo di sostanze nocive
- doghe in faggio inserite nel telaio
- regolatori di rigidità nella parte lombare
- disponibile su misura

GRETA

Mattress base available only for bed heights 25/30 cm and 10 cm (except legs in plexiglass), for all opening systems or fixed beds.

CHARACTERISTICS

- frame in 70x25 mm beech multi-ply, free from harmful substances
- slats in beech wood fitted into the frame
- rigidity adjusters in the lumbar area
- can be made to measure

GRETA

Sommier uniquement disponible pour les lits H25/30 cm et H10 cm (sauf pieds en plexiglas) pour tous les systèmes d'ouverture ou sur lit fixe.

CARACTÉRISTIQUES

- châssis en contreplaqué hêtre 70x25, sans substances nocives
- douves en hêtre insérées dans le châssis
- régulateurs de rigidité dans la partie lombaire
- disponible sur mesure



DINAMIC MOTORIZZATA

Rete disponibile solo per letto H25/30 cm solo su letto fisso.

CARATTERISTICHE

- telaio in legno multistrato di faggio da 70x25, privo di sostanze nocive con doppia struttura
- doghe in faggio inserite in uno speciale portadoghe ammortizzato in SEBS
- regolatori di rigidità nella parte lombare
- motori indipendenti con 2 radiocomandi.
- È possibile sincronizzare i motori per un'alzata comune delle reti con unico radiocomando.
- disponibile su misura

MOTORIZED DYNAMIC

Mattress base available only for bed heights 25/30 cm, fixed bed only.

CHARACTERISTICS


- frame in 70x25 mm beech multi-ply, free from harmful substances and with double structure
- slats in beech wood, fitted into a special shock-absorbing slat holder in SEBS
- rigidity adjusters in the lumbar area
- independent motors with 2 remote controls.
- The motors can be synchronised to raise both mattresses using a single remote control.
- can be made to measure

DINAMIC MOTORISÉ

Sommier uniquement disponible pour le lit H25/30 cm uniquement sur lit fixe.

CARACTÉRISTIQUES

- châssis en contreplaqué hêtre 70x25, sans substances nocives, avec double structure
- douves en hêtre insérées dans le support spécial pour douves amorti en SEBS
- régulateurs de rigidité dans la partie lombaire
- moteurs indépendants avec 2 télécommandes.
- Il est possible de synchroniser les moteurs pour un relevage commun des sommiers avec une seule télécommande.
- disponible sur mesure



DINAMIC FISSA

Rete disponibile solo per letto H25/30 cm per tutti i sistemi di apertura o su letto fisso.

CARATTERISTICHE

- telaio in legno multistrato di faggio da 70x25, privo di sostanze nocive
- doghe in faggio inserite in uno speciale portadoghe ammortizzato in SEBS
- regolatori di rigidità nella parte lombare
- disponibile su misura

FIXED DYNAMIC

Mattress base available only for bed heights 25/30 cm, for all opening systems or fixed beds.

CHARACTERISTICS

- frame in 70x25 mm beech multi-ply, free from harmful substances
- slats in beech wood, fitted into a special shock-absorbing slat holder in SEBS
- rigidity adjusters in the lumbar area
- can be made to measure

DINAMIC FIXE

Sommier uniquement disponible pour le lit H25/30 cm pour tous les systèmes d'ouverture ou sur lit fixe.

CARACTÉRISTIQUES

- châssis en contreplaqué hêtre 70x25, sans substances nocives
- douves en hêtre insérées dans le support spécial pour douves amorti en SEBS
- régulateurs de rigidité dans la partie lombaire
- disponible sur mesure

CUFFIA COPRIRETE E SACCO ANTIPOLVERE IGIENICO OPTIONAL

La cuffia coprirete è un accessorio indispensabile per garantire la completa protezione del materasso da usura e polvere. Il sacco antipolvere è una precauzione che garantisce la massima igiene per il contenuto del box sottiletto e può essere facilmente cambiato e lavato.

The protective mattress cover is an indispensable accessory for ensuring complete protection of the mattress against wear and dust. The anti-dust bag is a precaution that guarantees maximum hygiene for the box container contents and can be easily changed and washed.

Le couvre-matelas est un accessoire indispensable pour assurer une protection complète du matelas contre l'usure et la poussière. Le sac anti-poussière est une précaution qui garantit une hygiène maximale pour le contenu du caisson sous le lit et on peut le changer et le laver facilement.

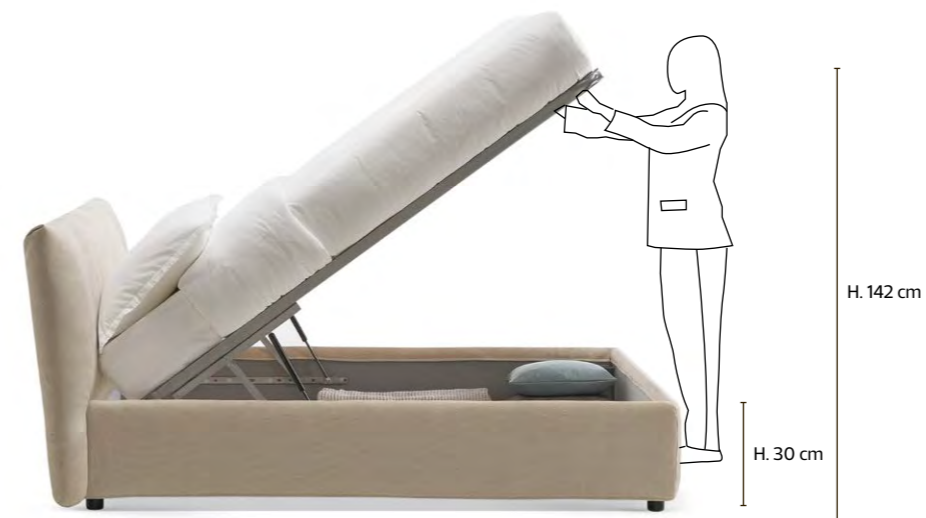


COMODITÀ DI APERTURA

Il box contenitore è una soluzione ideale per chi vuole risparmiare spazio e guadagnare in comodità, grazie all'ampia capienza che consente di riporre i propri oggetti al meglio. Il facile e sicuro sollevamento della rete è il presupposto indispensabile per fruire al meglio di questo pratico spazio, per questo abbiamo previsto tre diversi sistemi di apertura per ogni tipo di esigenza.

The box container is an ideal solution for those wanting to save space and keep everything to hand, its extensive capacity allowing you to best store your things. Easy and safe mattress lifting is an absolute prerequisite for making the most of this practical space, so we have planned three different opening systems to meet every need.

La caisson de rangement est une solution parfaite pour économiser de l'espace et améliorer le confort, grâce à la grande capacité qui permet de ranger les objets au mieux. Le relevage facile et sûr du sommier est la condition préalable essentielle pour tirer le meilleur parti de cet espace pratique, c'est pourquoi nous avons prévu trois systèmes d'ouverture différents pour tout type d'exigences.



SISTEMA ALZATE YPSILON

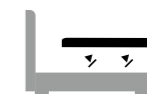
Questo sistema consente un sollevamento in diagonale di rete e materasso, per un'apertura di un angolo compreso tra i 35 ed i 45 gradi.

YPSILON LIFTING SYSTEM

This system lifts the base and mattress diagonally, giving an opening angle of between 35 and 45 degrees.

SYSTÈME DE RELEVAGE YPSILON

Ce système permet un relevage en diagonale du sommier et du matelas, pour une ouverture d'un angle compris entre 35 et 45 degrés.



SISTEMA ALZATE TRIPLEX

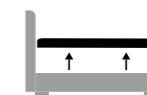
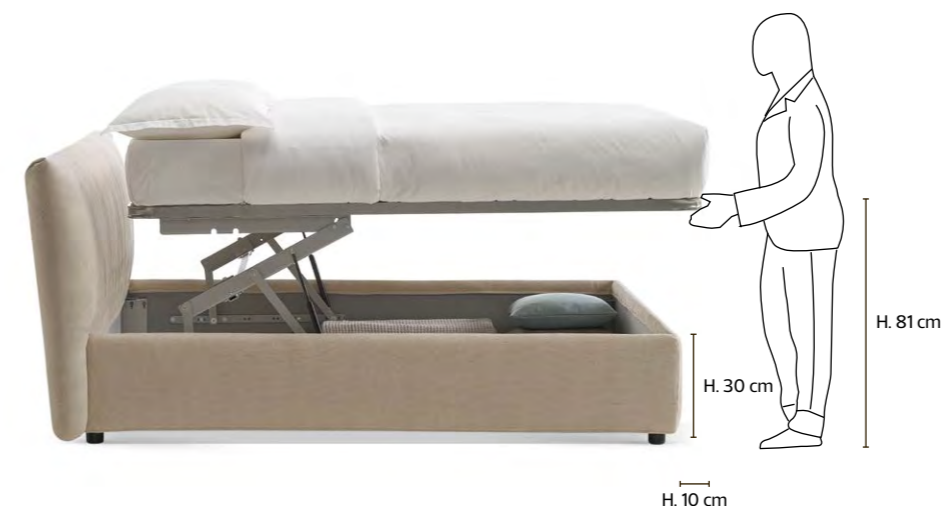
Questo sistema consente di far scivolare orizzontalmente il piano del letto, per un accesso al contenitore che consente di mantenere in ordine cuscini e lenzuola e di riassetare il letto senza incorrere in difficoltosi piegamenti.

TRIPLEX LIFTING SYSTEM

This system slides the bed base horizontally to access the box container, which keeps pillows and sheets tidy and allows the bed to be made without bending difficulty.

SYSTÈME DE RELEVAGE TRIPLEX

Ce système permet de faire glisser horizontalement le plan du lit pour accéder au conteneur, pour éviter de mettre les oreillers et les draps en désordre et refaire le lit sans flexions fatigantes.



SISTEMA ALZATE MASTER

Il meccanismo a doppia alzata circonda il movimento della rete al solo perimetro del letto, per un notevole risparmio di spazio, garantendo tutti i vantaggi dell'apertura orizzontale.

MASTER LIFTING SYSTEM

The double lift mechanism limits movement of the bed base only at the perimeter of the bed, offering considerable space saving and guaranteeing all the benefits of a horizontal opening.

SYSTÈME DE RELEVAGE MASTER

Le mécanisme à double relevage circonscrit le mouvement du sommier au périmètre du lit, pour un gain de place considérable, garantissant tous les avantages de l'ouverture horizontale.

FONDI CONTENITORE

Il box contenitore è rivestito da pannelli removibili che possono essere tolti e sollevati per una migliore pulizia degli spazi, grazie a pratiche maniglie disponibili sia in corda che in cuoio.

The box container is fitted with removable panels that can be taken out and raised for improved space cleaning, by means of practical handles available in cord or leather.

Le caisson est revêtu de panneaux amovibles qu'on peut enlever et soulever pour faciliter le nettoyage des espaces, grâce à des poignées pratiques disponibles en corde ou en cuir.



11 PUNTI DI APPOGGIO METALLICO
11 METAL SUPPORT POINTS
11 POINTS D'APPUI MÉTALLIQUE

Grazie a ben 11 punti di appoggio metallico il nostro box contenitore è capace di sostenere un peso di 75 Kg al m²
Thanks to his 11 metallic supports our storage bed base can hold up to 75 Kg/m²
Grâce a 11 points de soutien métallique, notre coffre peut supporter en poids de 75 kg/m²

FACILE DA MONTARE, ROBUSTO E RESISTENTE

Un sistema di montaggio collaudato e veloce consente un facile assemblaggio sia da personale specializzato che a casa, senza che sia necessario alcun tipo di esperienza. Il sostegno è collaudato da un sistema di piedini sotto la trave centrale e da resistenti angoli in metallo fissati alla struttura da 8 fori, anziché 4 come solitamente accade. La struttura risulta così estremamente solida e consente di montare il meccanismo di sollevamento in tutta sicurezza.

A tested and fast system offers easy assembly either by specialist technicians or at home, with no need for any particular experience. The support is tested by a system of legs below the central beam and resistant metal corners fitted to the structure via 8 holes, rather than the usual 4. This means the structure is extremely solid and allows the lifting system to be fitted in complete safety.

Un système de montage rapide et éprouvé permet un assemblage facile, par du personnel spécialisé et chez soi, sans aucune expérience. Le support est testé par un système de pieds sous la poutre centrale et par de solides coins métalliques fixés à la structure par 8 trous, à la place des 4 trous habituels. La structure est donc extrêmement solide et permet le montage du mécanisme de relevage en toute sécurité.




TRAVE CENTRALE CON PIEDINO
CENTRAL BEAM WITH LEG
POUTRE CENTRALE AVEC PIED



PARTICOLARE ANGOLO
CLOSE-UP OF CORNER
ANGLE PARTICULIER




MECCANISMO PER SOLLEVAMENTO
LIFTING MECHANISM
MÉCANISME DE RELEVAGE



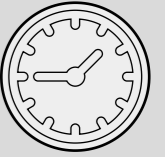
FISSAGGIO FASCE 8 FORI
8-HOLE PANEL FIXING
FIXATION BANDE À 8 TROUS



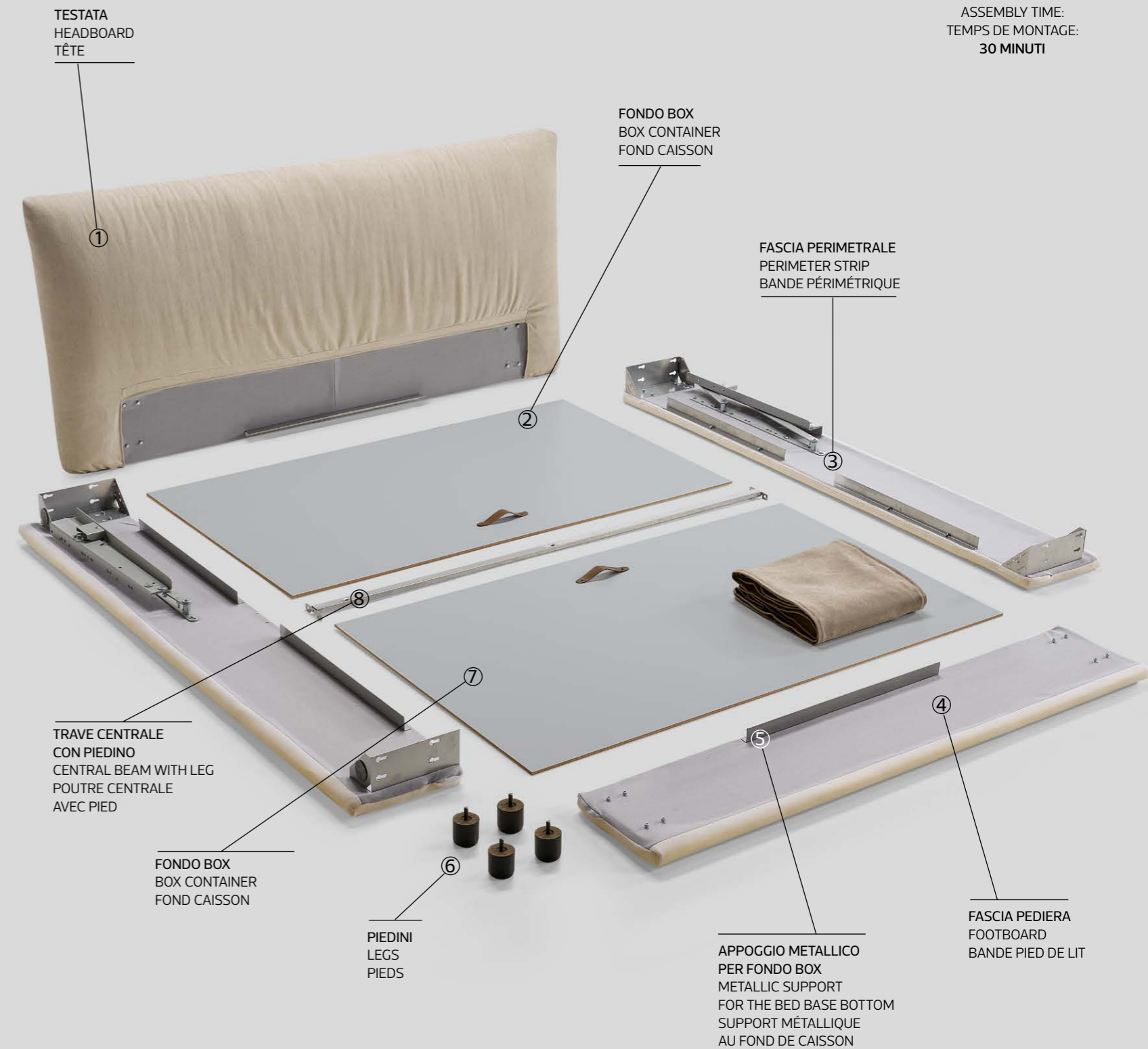
MANIGLIE STANDARD
HANDLES - STANDARD
POIGNÉES STANDARD



MANIGLIE OPTIONAL
HANDLES - OPTIONAL
POIGNÉES EN OPTION



TEMPO DI MONTAGGIO:
ASSEMBLY TIME:
TEMPS DE MONTAGE:
30 MINUTI



SICUREZZA INNOVAZIONE ECOSOSTENIBILITÀ

BREVETTO N° 102019000021822

SICUREZZA

SISTEMA SICUREZZA MIGLIORATO DEL 75%.
GRAFFE METALLICHE ELIMINATE PER 3/4 DEL LETTO
GRAZIE AD UNA COMODA ZIP.

SAFETY SYSTEM IMPROVED BY 75%.
METAL STAPLES ELIMINATED IN 3/4 OF THE BED
THANKS TO THE COMFORTABLE ZIP.

SYSTÈME DE SÉCURITÉ OPTIMISÉ DU 75 %.
AGRAFES MÉTALLIQUES ÉLIMINÉES SUR LES 3/4 DU LIT
GRACE A L'UTILISE DE LA FERMETURE ECLAIRE.




INNOVAZIONE

SISTEMA MONTAGGIO MIGLIORATO CON SOSTITUZIONE
DELLE BOCCOLE PIÙ FACILE PER 3/4 DEL LETTO.

ASSEMBLY SYSTEM IMPROVED BY USING EASIER DEVICES FOR 3/4 OF THE BED.

SYSTÈME DE MONTAGE OPTIMISÉ AVEC REMPLACEMENT
FACILITÉ DES DOUILLES SUR LES 3/4 DU LIT.




ECOSOSTENIBILITÀ

SISTEMA SMALTIMENTO OTTIMIZZATO PER SEPARAZIONE MATERIALI
DEL RING.

IMPROVED SYSTEM FOR DISPOSAL
AND SEPARATION OF RING MATERIALS.

SYSTÈME OPTIMISÉ POUR L'ÉLIMINATION ET LA SÉPARATION
DES MATÉRIEAUX DU CADRE DE LIT.



RING VERO LEGNO

Il legno è espressione di calore e di un naturale benessere. Riposare su un letto con una base in vero legno è una scelta ecologica che migliora la qualità del riposo e garantisce una solidità impareggiabile rispetto ad ogni tipo di sollecitazione.

Wood is an expression of warmth and natural wellbeing. Sleeping on a bed with mattress base in real wood is an environment-friendly decision that improves sleep quality and guarantees incomparable solidity against all forms of stress.


Le bois est l'expression de la chaleur et du bien-être naturel. Se reposer sur un lit avec une base en bois véritable est un choix écologique qui améliore la qualité du repos et garantit une solidité sans égal par rapport à tout type de contrainte.



RING VERO LEGNO
FRAME IN REAL WOOD
CADRE DE LIT EN VRAI BOIS



STRUTTURA VERO LEGNO



I modelli con simbolo "STRUTTURA VERO LEGNO" sono dotati di un telaio portante in vero legno, che non comprende agglomerati e componenti chimici nocivi alla salute. Questo tipo di struttura garantisce un comfort duraturo, grazie al fissaggio su vero legno dei pistoni del sistema di apertura e tenuta della rete, per una maggior solidità dell'alzata.

Models showing the symbol "REAL WOOD STRUCTURE" have a load-bearing frame in real wood, which does not include particle board or chemical components that are harmful to health. This type of structure guarantees long-lasting comfort as real wood is used to support the opening system pistons and keep the mattress base in place, giving a more solid lift.

Les modèles avec le symbole "STRUCTURE BOIS VÉRITABLE" sont dotés d'un châssis porteur en bois véritable sans agglomérés ni composants chimiques nocifs pour la santé. Ce type de structure garantit un confort durable, grâce à la fixation sur du bois véritable des pistons du système d'ouverture et d'étanchéité du sommier, pour un relevage plus solide.



STRUTTURA VERO LEGNO
REAL WOOD STRUCTURE
STRUCTURE EN VRAI BOIS



ART DIRECTION + GRAPHIC PROJECT
GONNELLI&ASSOCIATI COMUNICAZIONE

PHOTO
RICCARDO BIANCHI
STUDIO IMAGO

STYLIST
MORENA COLOMBO

PRINT
FEDERIGHI COLORGRAFICHE

© COPYRIGHT ROS SRL FEBBRAIO 2020



ROSINI NIGHT

VIA PIEMONTE, 15
51039 QUARRATA (PT) ITALY
TEL. +39 0573 77341 / FAX +39 0573 7734201

INFO@ROSININIGHT.IT
WWW.ROSININIGHT.IT

ROSINI NIGHT si riserva di apportare, senza preavviso, modifiche nei materiali, nei rivestimenti, nelle finiture e nei disegni dei prodotti presentati in questo catalogo. Le texture, i colori dei materiali e delle finiture hanno valore indicativo in quanto soggetti alle tolleranze dei processi di stampa.

ROSINI NIGHT reserves the right to make modifications to the materials, coatings, finishes and designs of the products presented in this catalogue without prior warning. The textures and colours of the materials and finishes are purely an indication as they may differ slightly due to the printing processes.

ROSINI NIGHT se réserve le droit de modifier sans aucun préavis les matériaux, les revêtements, les finitions et les dessins des produits présents dans ce catalogue. Les textures et les couleurs des matériaux et revêtements ont un valeur purement indicatif.

